

기술평가 우수벤처기업



ISO 9001:2015 인증 ISO 14001:2015 인증 ISO 45001:2018 인증



High Productivity With Hyundai Hoist

ELECTRIC Wire Rope **HOIST**

 **HYUNDAI HOIST**

Greeting



호이스트 산업의 리더 현대호이스트

(주)현대호이스트는 기술과 품질로 세계시장에서 인정받기 위하여 해외 선진기업들과의 과감한 기술제휴를 통하여 안전한 제품, 인관성 있는 제품, 신뢰할 수 있는 제품을 만들고 있으며, 기어 가공 시설, 모터 검사장 등 모든 공정을 자체적으로 처리, 생산하는 '메이드 인 코리아'를 갖춘 기업입니다.

(주)현대호이스트는 동종업계 최초로 기업부설연구소를 설립하여 체계화된 연구환경을 조성하였고, 매년마다 출원되는 산업재산권 및 기술력으로 국내시장에서는 독보적인 지위를 인정받고 있으며, CSA/US 인증을 아시아 최초로 획득하여 해외시장에서도 인지도를 인정 받고 있습니다. 또한 세계최초로 호이스트용 블랙박스를 상용화 하기위하여 산업단지공단, 대학교와 기술개발 컨소시엄을 구축하여 연구 개발하고 있으며, 전국 30여개소에 이르는 C/S 센터를 구축하여 신속 정확한 사후관리로 고객분들의 불편없이 사용하실 수 있는 체계를 마련하였습니다.

현대호이스트
임직원 인동.



Specialized in Material Handling equipment.

Hyundai Hoist Co., Ltd. is an industry leader in manufacturing quality hoist and crane since 1983 with Customer satisfaction, Quality management, Technical innovation and Ingenuity.

Everlasting endeavors have positioned Hyundai Hoist as a major supplier of hoists in safe material handling through in-house gear grinding shop and motor testing facility.

Hyundai Hoist established R & D center to develop new technology, and secure intellectual property rights.

Hyundai Hoist is in-progress of developing a black box, leading the consortium various organizations.

Hyundai Hoist "Safety plus Performance"

MAIN PRODUCTS



주요품목

HOIST

Mono-Rail Type	1ton ~ 20ton
Double-Rail Type	2ton ~ 150ton
Low-Head Type	1ton ~ 5ton
Creep Type	1ton ~ 150ton
Cargo Lift Type	1ton ~ 70ton
Main & Aux. Hoist	7.5/3ton ~ 250/70ton
High Lift Hoist	18mt ~ 60mt
Double I-beam Type	30mt ~ 50mt
Chain Hoist	0.25ton ~ 5ton

CRANES

Hoist Crane	Single Girder Double Girder Suspension
Crab Crane	Double Girder
Gantry Crane	Single Girder Double Girder
Jib Crane	Post Type Wall-Driven Type Wall-Mounted Type
Special Crane	Refuse Crane

SADDLE & CRANE COMPONENTS

Saddle unit	Over-head Type Suspension Type
Wheel unit	Over-head Type Suspension Type
Geared motor	0.5kw ~ 5.5kw
Soft starter	
Over load limiter	

CRANE ATTACHMENTS

Lifting hanger	0.5ton ~ 50ton
C-hook	3ton ~ 40ton

TRANSFER CAR

Coil transfer car	5ton ~ 50ton
-------------------	--------------



CONTENTS

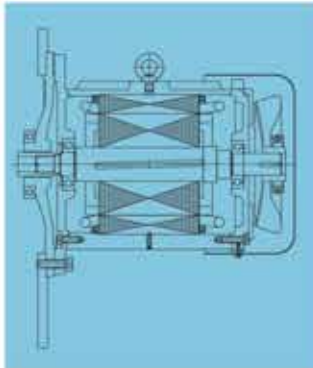
Basic Components & Feature	6-7
Cargo Lift Type Hoist without Trolley(HB)	8
Mono Rail Ordinary Type Hoist with Motor-Driven Trolley(HN)	9-10
Mono Rail Low Head Type Hoist with Motor-Driven Trolley(HL)	11
Double Rail Type Hoist with Motor-Driven Trolley(HD)	12-13
Double Special Type Hoist with Motor-Driven Trolley(HS)	14
Mono Rail Ordinary Type Creep Hoist with Motor-Driven Trolley(HM)	16-17
Mono Rail Low Head Type Creep Hoist with Motor-Driven Trolley(HR)	18
Double Rail Type Creep Hoist with Motor-Driven Trolley(HC)	19-20
Double Special Type Creep Hoist with Motor-Driven Trolley(HT)	21
Main & Aux Type Hoist with Motor-Driven Trolley(HP)	23-25
Main & Aux Creep Type Hoist with Motor-Driven Trolley(HQ)	26-28
Open Winch Type Hoist with Motor-Driven Trolley(HX)	29-30
Explosion Proof Type Creep Hoist with Motor-Driven Trolley(HE)	31-32
Saddle Unit	33-34
Wheel Unit	35
Geared Motor	36
Model Classification of Hoist	37

Basic Components & Feature

OUTLINE OF YOUR DESIRABLE HOIST SYSTEM

귀사가 선택한 호이스트 시스템

권상모터 / HOISTING MOTOR



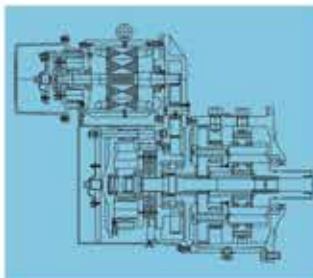
KSC-9621 규격에 준하여 반복정격 및 사용빈도가 높고 125% 부하시 작동 가능하게 설계·제작된 3상 농형 유도전동기로서 모터 용량이 13kw 미만은 T.E.N.V(냉각팬 미부착)타입과, 13kw 이상은 T.E.F.C(냉각팬 부착)타입을 사용하였습니다.

It is 3phase squirrel cage induction motor designed under the performance standard of KSC-9621 (equivalent to ISO4301) to endure the high operation cycle with

continuous rating time(30min) and 125% rated load.

There are two kinds of motors what we apply ; one is T.E.N.V(Totally Enclosed Non-Ventilated) type below 13kw motor capacity and T.E.F.C(Totally Enclosed Fan Cooled)type over 13kw motor capacity.

권상브레이크 / HOISTING BRAKE



전자기계식 마그네틱디스크로 전원에 의한 스프링의 빠른 응답 속도로 설계되어 있으며, 전원이 꺼질시 브레이크 작동이 되고 정격하중하에 제동시 미끄럼비율은 권상속도의 1% 미만이고, 브레이크 토크는 정격하중의 150% 이상을 유지합니다.

It is composed of electric magnetic disc brake with good reaction

released with spring by power. The brake still held in power failure and slip ratio less than 1% per min of hoisting speed under the 100% load weight.

The brake torque suspend over 150% under the rated load weight.

권과방지장치 / UPPER LIMIT SWITCH

권과방지장치는 이중정지장치로 설계되었으며, 1차 정지시 조작전원이 차단되며, 2차 정지시 호이스트 전원이 차단되어 사용상 안전사고를 방지하고, 또한 역상회전으로 인한 오동작을 차단합니다.

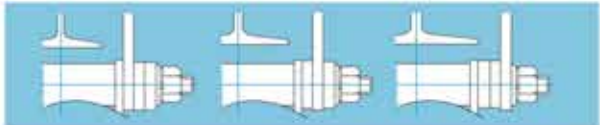
It is designed two step stopping system with LEVER CAM. First stop on the limited highest cut off control power circuit and if the control power do not off, main power circuit cut off secondly by the lever cam on the maximum highest limit.

푸쉬버튼케이블 / PUSH BUTTON CABLE

버튼조작시 케이블을 당김으로 연결선의 이탈방지 및 케이블 보호를 위하여 와이어 로프가 내장된 케이블을 설치하였습니다. 별개 동작용의 푸쉬버튼은 제외됩니다.

To protect the disconnection of push button cable to hoist panel, attached cable shock absorber into the hoist frame with harness & spring. (Independent push button system excluded this system)

횡행차륜 / TROLLEY



트롤리 프레임폭은 모노레일 경우 I-beam(H-beam)폭에 따라 스페이서로 조정 가능하며, 더블레일도 비표준 레일계이지 폭에 맞추어 제작 가능하며 휠은 그리이스가 봉입된 볼베어링을 사용, 차륜 교환 및 보수가 용이합니다.

In case of mono rail hoist, the flange width available to adjust I-beam(H-beam) size on the brochure with the spacer and in case of double rail hoist the trolley span adjustable to non standard size. All the wheel adopt Grease enclosed ball bearing standing hoist load condition, easy exchange for maintenance.

Wheel taper approx. 8 degree angle for I-beam and available to adopt H-beam as plain wheel without taper.

콘트롤 패널 / CONTROL PANEL



모터의 소손방지를 위한 과부하전류방지장치 및 과전류 차단기가 이중으로 내장되어 있으며 이중방지장치 상한 개폐기 및 각 방향의 운동을 제어하는 전자식 마그네틱 접점은 작동시 안전하고, 패널은 방진 및 방수를 위하여 고무패드로 실링 마감되었습니다.

It is composed of E.O.C.R(=EMPR) to protect the motor and N.F.B to protect Hoist damage and two step lever cam to control highest limit.

The operation of electromagnetic contactor interlock the each motion with safety for any shock.

Panel box adopt rubber pad sealing in order to protect vibration and waterproof.

푸쉬버튼 스위치 / PUSH BUTTON SWITCH



늘어뜨림 방식의 스위치로 기계적 인터락장치가 부착되어 외부의 충격에 강하며 방진, 방수에도 강하다. 스위치 방식으로는 연단동용 토글스위치, 싱글스피드용 및 크립스피드용으로 동시에 일단, 이단을 누를 수 있게 되어 있으며 기본적인 비상스위치 및 사용자의 기능선택(작동방향의 수 및 추가기능)에 따라 4-12점식으로 구성됩니다.

Adopted mechanical interlock system guide safety operation, the case raw material used polycarbonate is strong against impact.

The switch model has toggle switch for multi-operation of two hoists on the same girder, one step push button for single speed, two step push button for dual speed operation. The button points has basically emergency for all motions with the preferable motion numbers.

와이어로프 / WIRE ROPE

취부효율을 고려하여 안전율이 5 또는 그 이상으로 설계되었으며 로우헤드 1ton(6mm)을 제외한 모든 기종의 로프지름은 8mm 이상이며, 19(또는 37) 가닥의 6코어로 나선 Z꼬임 B종입니다.

It is designed safety factor 5 times or more under considering sheave efficiency.
Rope diameter of all models use more than 8mm with 6 core construction X 19(37) filaments with Z twisted A or B type.

감속기어 / REDUCTION GEAR

기어재질은 충분한 강도를 고려 합금강(SCM) 및 탄소강을 사용, 기어면미열처리로 견고한 피막과 탄력있는 내부층은 소음을 최소화하여 부드러운 작동과 내마모성을 크게 했으며 급유방식은 오일비산타입을 적용했습니다.

Considering enough hardening strength, gear raw materials adopt alloyed steel(S.C.M or S45C) and gear tooth treated induction hardening reduce noise with smooth during operation, in particular, enhancing the endurance of wear-out & abrasion resistance structured hard surface layer, elastic inner layer.
Lubrication way apply oil batch type.

과부하 방지장치 / LOAD LIMITER



정격중량 이상의 하중 사용시 자동적으로 부저음과 동시에 램프에 적색등이 켜짐. 디지털 방식으로 원하는 하중에 맞추어 조절할 수 있습니다.

When the loaded weight over rated load, the limiter sound buzzer consistently turn on the red light on the lamp at the same time. It is a digital type and it can be adjusted upon the desirable load weight.

로드블록 및 훅크 / LOAD BLOCK AND SAFETY HOOK

쉬브, 샤프트, 훅크빔, 훅크로 구성되며, 훅크는 정격하중시 인력으로 360도 회전 이 가능하며 안전고리가 내부방향으로 개방토록 되어 작업시 슬링의 탈선을 방지 합니다.

Composed with hook, hook beam, sheave and sheave shaft and the hook available to circulate 360 degree by hand under the rated load and attached the safety latch to open inside direction not to release the sling rope.

기어드 모터 / GEARED MOTOR

D.C 마그네틱 디스크 브레이크타입이며 제동력은 전동기 정격 회전력의 150% 이상으로 하고 제동력 조절이 가능토록 설계되었습니다.

모터와 결합된 감속기어는 감속비 및 모터용량에 맞게 설계되어 인칭 및 출발, 정지시 부드러운 운전을 할 수 있습니다.

Brake power incorporated with D.C magnetic friction disk keep over 100% in the rated motor circulation power and it is available to adjust the brake power.

The motor geared with reducer designed by the optimum reduction ration with motor capacity induce smooth operation in inching, start and stop.

선택사양 / OPTIONAL DEVICE

인버터 제어 / INVERTER CONTROL



각 MOTION 별 INVERTER 사용시 MOTOR 수명 연장 및 속도제어가 광범위하며, SOFT STAR 및 SOFT STOP이 가능하여 기계적 파손과 제품의 파손을 방지합니다.

횡행 리미트 스위치 / TROLLEY LIMIT SWITCH

호이스트의 횡행시 스톱퍼 정지 이전에 작동, 횡행모터의 전원을 차단시켜 BRAKE를 작동시킵니다.

When the hoist travel to the cross direction, the limit switch turn off the electricity of trolley motor before the trolley stop into the stopper device attached the girder.

원하 방지장치 / LOWER LIMIT SWITCH

기계전기적 구조로 설계되어 하한의 위치를 설정하여 사용함으로 취급물건의 예기치 못한 충돌을 미연에 방지하고, 역상회전을 방지하여 안전사고를 미연에 방지하고, 하한개폐기의 적절한 사용은 고양정 타입에 유용합니다.

It is designed with electromechanical stop system by limit switch to protect the reversing rope. It is indispensable to apply model of high lift height hoist.

이중 모노레일 트롤리 / DOUBLE I-BEAM TROLLEY

초고양정의 모노레일 호이스트에 사용되며, 로우프 및 운반물의 흔들림을 최소화 하기 위한 이중트롤리입니다.

The super lift height of mono rail hoist apply double i-beam type double trolley to reduce maximum the swing of loaded cargo with rope.

원격 무선 조정 장치 / RADIO CONTROLLER

운전조건상 접근이 어렵거나 안전 또는 작업 효율을 위하여 푸쉬버튼과 별개로 사용하며, 동일공장내에 여러대의 크레인에 사용할 수도 있고, 여러대의 리모콘 동시사용시에도 서로간의 주파수에 의해 자동작이 없으며, 주파수 최대도달거리는 200미터까지 가능합니다.

If the operation site is dangerous or difficult approach position, or requiring high efficiency productivity, the radio remote controller can be used and one controller can be used for several cranes. Several radio controller using in one site do not entangled with other radio controller protecting mis-operation each other.

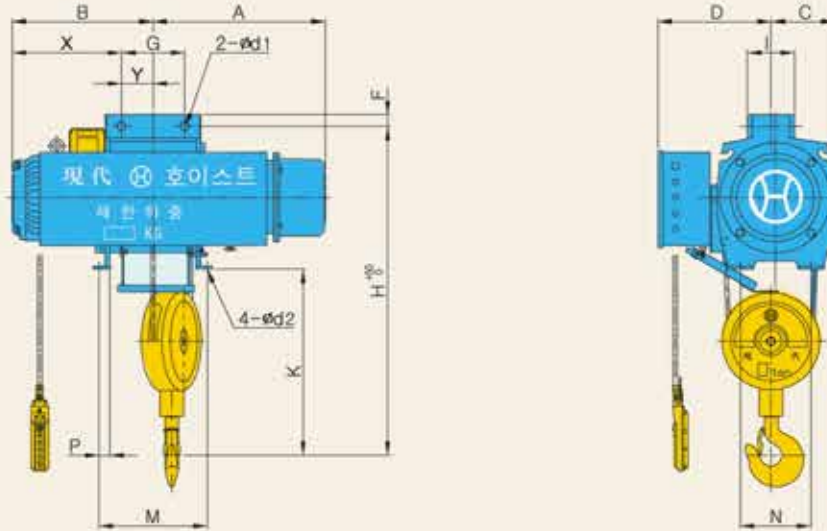
STANDARD SUPPLY SCOPE OF MANUFACTURER AND AVILABLE SPECIFICATION

Power Supply Voltage	: 3 Phase × 220-480V × 50/60Hz
Control Voltage	: 1 Phase × 24-110V × 50/60Hz
Lift Height	: 6, 12, 18, 24, 30mts as standard height
Load Capacity	: 1-140 tons as standard as each type application
Ambient Temp.	: Depends on motor insulation group
Standard Performance	: KS C9621-1990(Electric Wire Rope Hoist)
	: ISO 4301 (Crane and lifting appliances-Classification)
Paint Color	: Polyurethane, Safety Blue 4206 munsell No 0.9PB 4.2/6.7
Pendant Push Button S/W	: 2-12 Points depends on the owner option
Control Panel	: *same as left
Ingress Protection	: IP 44/54 depends on the owner option
Insulation Group	: "B" or "F" group depends on the owner option
Rating Time	: Continuous On-Off during 30 min
Duty Rate	: ED 15-60% depends on the model with rated load operation cycle

Speed Type with model	: Single Speed Type
	Hoisting : Single speed
	Trolley : Single speed
	Two(Creep) Speed Type for Hoisting
	Hoisting : Two speed with 2 motors
	Trolley : Single speed
	Two Speed Type for All Motion
	Hoisting : Two speed × 2 motor
	Trolley : Two speed × 1 motor (pole changable)
Operation Time/hr	: 90-360 times depends on the ED

*당사 호이스트는 KSC9621(전기권상기) 코드에 의한 부하테스트, 속도, 전류, 전압 시험 및 검사후 출고합니다.
We supply all of our products to our customers after we inspect the operation related with the rated load, motor motion incorporated with the brake at our auto-load inspection machine.

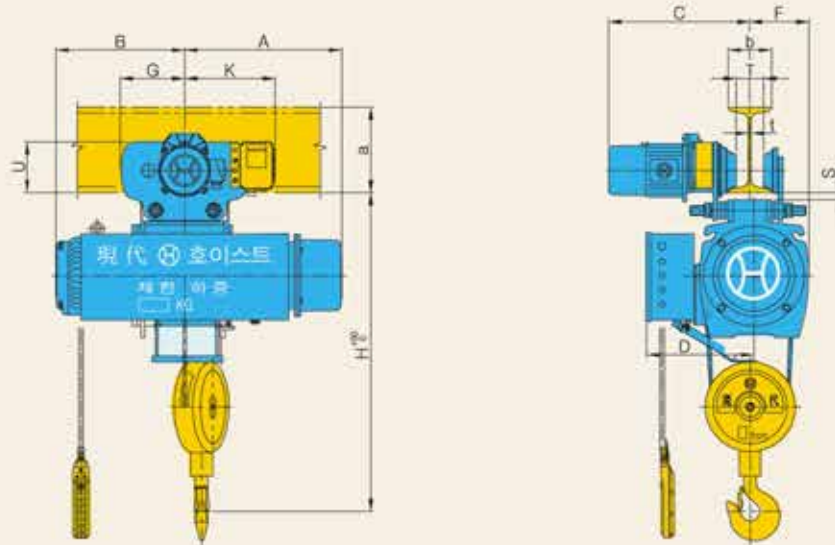
Ordinary Type Hoist Without Trolley(HB)



Capacity (ton)		1	2	2.8, 3	5	7.5	10		
Hoist	Lift Height(m)	6(12)	6(12)	6(12)	6(12)	12	12		
	Hoisting Speed (m/min)	High Speed	50Hz	10	8.3	7.5	4.7	3.2	
			60Hz	12	10	9	5.6	3.8	6
		Low Speed	50Hz	6.7	5	3.8	3.5	2.4	3.8
			60Hz	8	6	4.5	4.2	2.9	4.5
	Hoisting Motor (kW×P)	High Speed	2.2×4	3.7×4	5.5×4	5.5×6	5.5×6	13×6	
Low Speed		1.5×6	2.5×6	2.8×8	4.2×8	4.2×8	9×8		
Wire Rope	Construction	6×24	6×37	6×37	6×37	6×37	6×F(25)		
	Dia. (mm) × No. of ropes	8×2	10×2	12.5×2	16×2	14×4	14×4		
Brake		DC magnet disc							
Dimension (approx.) (mm)	H	750	920	1053	1241	1260	1325		
	A	464(512)	502(552)	547(597)	632(682)	961	1001		
	B	379(531)	431(581)	448(598)	523(673)	852	951.5		
	C	147	175	205	240	283	345		
	D	302	330	360	392	496	550		
	G	160	200	200	280	800	670		
	F	32	37	37.5	50	50	50		
	I	112	150	150	180	180	247		
	K	360	470	595	680	740	655		
	M	350(550)	350(550)	364(564)	450(650)	1080	1100		
	N	160	180	200	250	400	500		
	P	45	47	47	55	44	65		
	d1	26	33	34	47	47	47		
d2	17	17	17	17	25	25			
Weight (approx.) (kg)		142(170)	204(240)	292(330)	500(545)	810	1105		

Note : 상기 이외 비표준 사양은 당사로 문의 바랍니다. Please contact us for the hoist other than above listed specification.
 5ton Hoist까지는 와이어로프가 2줄입니다. 4줄 사용시는 당사로 문의 바랍니다. The number of wire rope is 2 falls up to 5 ton. Please contact us, if 4 falls are required.

Ordinary Type Hoist With Motor-Driven Trolley(HN)

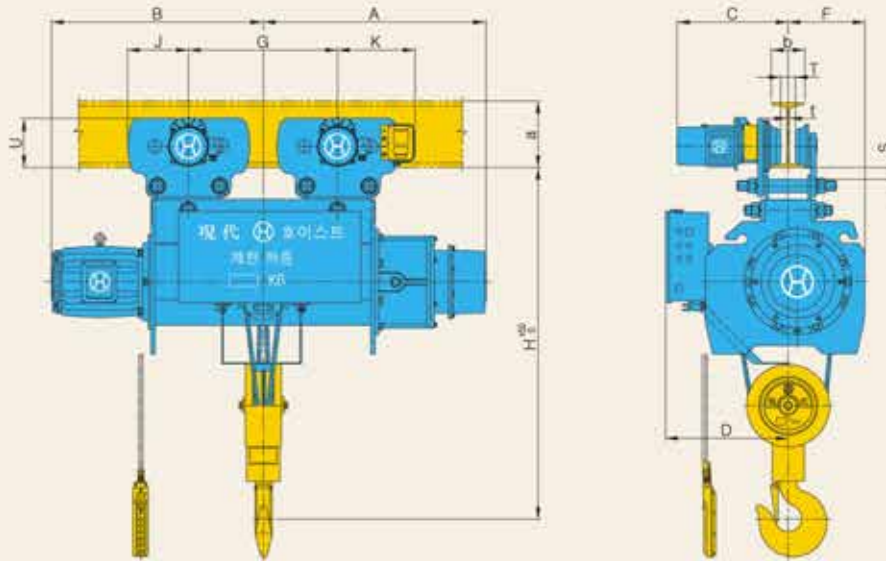


Capacity (ton)		1					2					2.8, 3					5							
Hoist	Ult Height(m)	6(12)					6(12)					6(12)					6(12)							
	Hoisting Speed (m/min)	High Speed	50Hz		10					8.3					7.5					4.7				
			60Hz		12					10					9					5.6				
		Low Speed	50Hz		6.7					5					3.8					3.5				
			60Hz		8					6					4.5					4.2				
	Hoisting Motor (KW×P)	High Speed		2.2×4					3.7×4					5.5×4					5.5×6					
Low Speed		1.5×6					2.5×6					2.8×8					4.2×8							
Wire Rope	Construction		6×24					6×37					6×37					6×37						
	Dia. (mm)×No. of ropes		8×2					10×2					12.5×2					16×2						
Brake		DC magnet disc																						
Traversing	Traversing Speed (m/min)	High Speed	50Hz		20					20					20					20				
			60Hz		24					24					24					24				
		Low Speed	50Hz		13.3					13.3					13.3					13.3				
			60Hz		16					16					16					16				
Traversing Motor (KW×P)	High Speed		0.75×4					0.75×4					0.75×4					0.75×4						
	Low Speed		0.5×6					0.5×6					0.5×6					0.5×6						
Brake		DC magnet disc																						
Dimension (approx.) (mm)	H	815					960					1115					1325							
	A	464(512)					502(552)					547(597)					632(682)							
	B	379(531)					431(581)					448(598)					523(673)							
	D	302					330					375					398							
	G	212					225					225					275							
	K	304					314					314					349							
I-beam and Spacing (mm)	a×b×t	C	S	F	T	U	C	S	F	T	U	C	S	F	T	U	C	S	F	T	U			
	200×100×7	454.5	35	169	48	144	465	32	197	46	170	465	32	205	46	170	-	-	-	-	-			
	250×125×7.5	467	33	169	73	146	478	30	197	71	172	478	30	205	71	172	483	40	240	60	216			
	300×150×10	479.5	27	169	96	152	490	24	197	96	178	490	24	205	96	178	495.5	34	240	85	222			
450×175×13	-	-	-	-	-	-	-	-	-	-	-	-	-	-	-	508	26	240	110	230				
Min. radius of curvature(m)		1.5					1.8					1.8					2.3							
Weight (approx.) (kg)		212(228)					284(308)					372(405)					586(630)							

Note : 상기 이외 비표준 사양은 당사로 문의 바랍니다. Please contact us for the hoist other than above listed specification.
5ton Hoist까지는 와이어로프가 2줄입니다. 4줄 사용시는 당사로 문의 바랍니다. The number of wire rope is 2 falls up to 5 ton. Please contact us, if 4 falls are required.

Ordinary Type

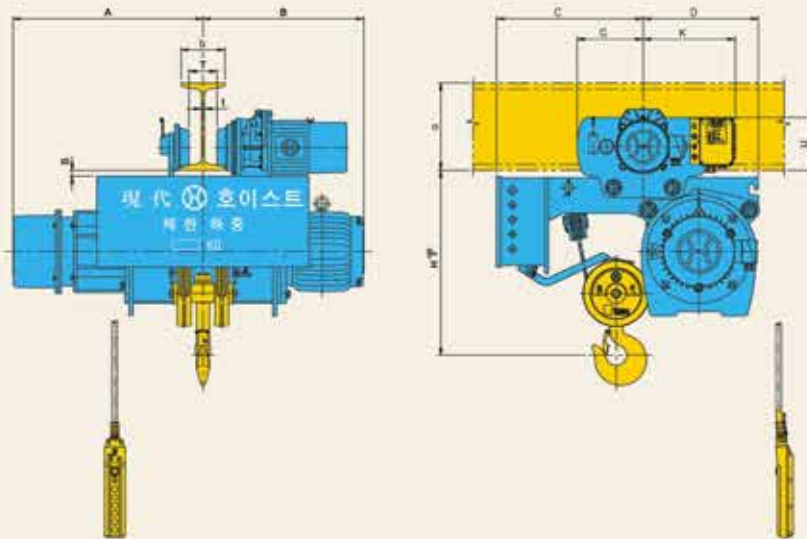
Hoist With Motor-Driven Trolley(HN)



		Capacity (ton)					7.5					10					15					20				
Hoist	Lift Height(m)		12					12					12					12								
	Hoisting Speed (m/min)	High Speed	50Hz		3.2					5					3.8					3.5						
			60Hz		3.8					6					4.5					4.2						
		Low Speed	50Hz		2.4					3.8					2.5					2.3						
			60Hz		2.9					4.5					3					2.8						
	Hoisting Motor (kW×P)	High Speed		5.5×6					13×6					13×8					17×8							
Low Speed		4.2×8					9×8					8.5×12					11.5×12									
Wire Rope	Construction		6×37					6×F(25)					6×F(25)					6×37								
	Dia. (mm) × No. of ropes		14×4					14×4					18×4					22.4×4								
		Brake					DC magnet disc																			
Traversing	Traversing Speed (m/min)	High Speed	50Hz		20					13.3					12.5					12.5						
			60Hz		24					16					15					15						
		Low Speed	50Hz		13.3					8.3					8.3					8.3						
			60Hz		16					10					10					10						
Traversing Motor (kW×P)	High Speed		0.75×4(2Units)					0.75×4(2Units)					1.5×4×2(2Units)					1.5×4×2(2Units)								
	Low Speed		0.5×6(2Units)					0.5×6(2Units)					1×6×2(2Units)					1×6×2(2Units)								
		Brake					DC magnet disc																			
Dimension (approx.) (mm)	H		1460					1520					1875					2115								
	A		961					1001					1076					1179								
	B		852					951.5					1128					1184								
	D		475					550					618					648								
	G		800					670					700					730								
	K		349					340					403.5					403.5								
	J		275					275					297.5					297.5								
I-beam and Spacing (mm)	a×b×t		C	S	F	T	U	C	S	F	T	U	C	S	F	T	U	C	S	F	T	U				
	300×150×10		495.5	34	283	85	222	498.5	34	345	64.5	222	-	-	-	-	-	-	-	-	-	-				
	450×175×13		508	26	283	110	230	511	26	345	89.5	230	606	19	400	75	249	606	19	440	75	249				
600×190×13		-	-	-	-	-	-	-	-	-	-	615	20	400	90	248	615	20	440	90	248					
Min. radius of curvature(m)		For straight rails only. Please contact us for the curved type																								
Weight (approx.) (kg)		1050					1345					2030					2700									

Note : 상기 이외 비표준 사양은 당사로 문의 바랍니다. Please contact us for the hoist other than above listed specification.

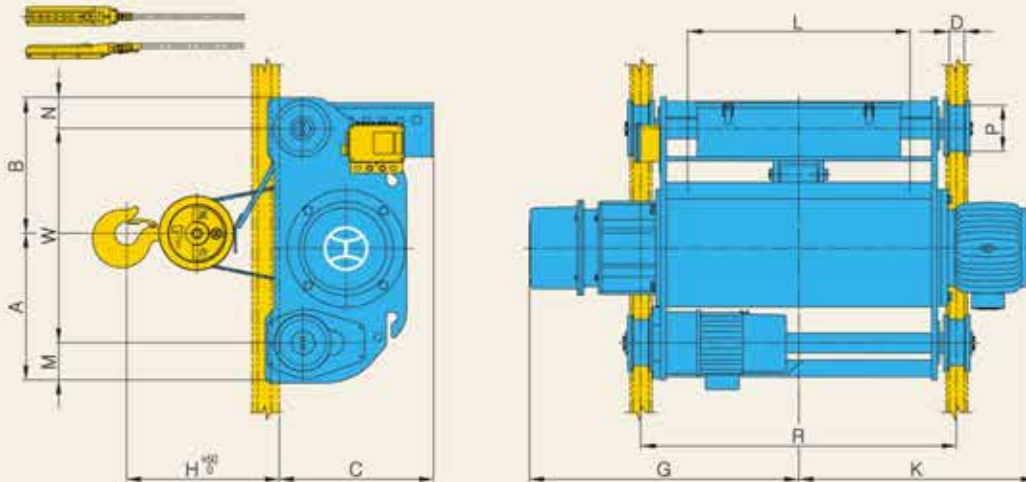
Low-Head Type Hoist With Motor-Driven Trolley(HL)



Capacity (ton)		1			2			2.8, 3			5			
Hoist	Lift Height(m)	6			6			6			6			
	Hoisting Speed (m/min)	High Speed	50Hz	10	8.3	7.5	4.7							
			60Hz	12	10	9	5.6							
		Low Speed	50Hz	6.7	5	3.6	3.5							
			60Hz	8	6	4.5	4.2							
	Hoisting Motor (KW×P)	High Speed	2.2×4			3.7×4			5.5×4			5.5×6		
		Low Speed	1.5×6			2.5×6			2.8×8			4.2×8		
Wire Rope	Construction	6×19			6×24			6×37			6×37			
	Dia. (mm) × No. of ropes	6×4			8×4			9×4			12.5×4			
Brake		DC magnet disc												
Traversing	Traversing Speed (m/min)	High Speed	50Hz	20	20	20	20							
			60Hz	24	24	24	24							
		Low Speed	50Hz	13.3	13.3	13.3	13.3							
			60Hz	16	16	16	16							
	Traversing Motor (KW×P)	High Speed	0.75×4			0.75×4			0.75×4			0.75×4		
Low Speed	0.5×6			0.5×6			0.5×6			0.5×6				
Brake		DC magnet disc												
Dimension (approx.) (mm)	H	550			570			585			760			
	A	564			624			647			732			
	B	478.5			552.5			548			623			
	C	423			440			499.6			582			
	D	319.5			375			393			465			
	G	212			225			225			275			
	K	304			314			314			349			
I-beam and Spacing (mm)	a×b×t	S	T	U	S	T	U	S	T	U	S	T	U	
	200×100×7	35	48	144	35	46	170	35	46	170	-	-	-	
	250×125×7.5	33	73	146	33	71	172	33	71	172	40	60	216	
	300×150×10	27	98	152	27	96	178	27	96	178	34	85	222	
	450×175×13	-	-	-	-	-	-	-	-	-	26	110	230	
Min. radius of curvature(m)	1.5			1.8			1.8			2.3				
Weight (approx.) (kg)	210			338			424			662				

Note : 상기 이외의 비표준 사양은 당사로 문의 바랍니다. Please contact us for the hoist other than above listed specification.

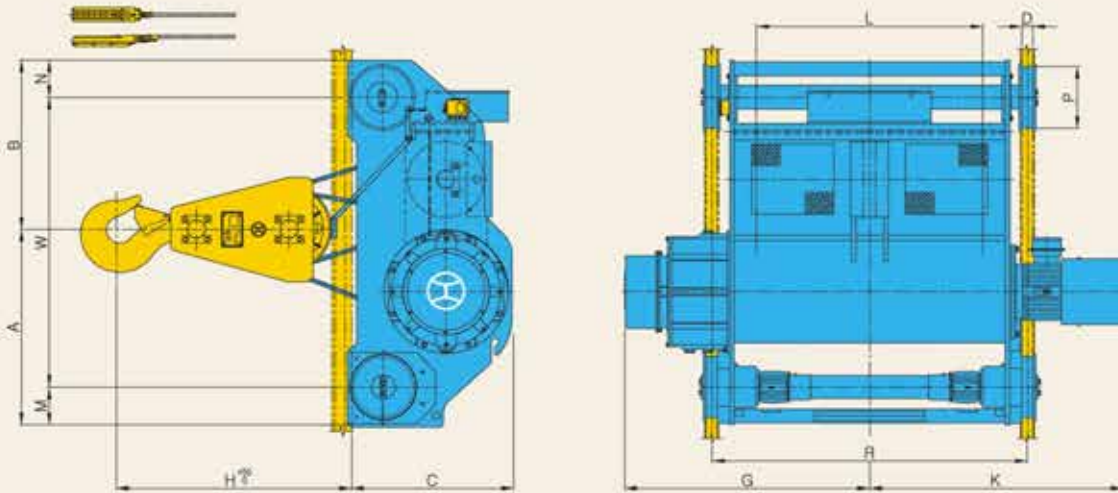
Double Rail Type Hoist With Motor-Driven Trolley(HD)



		Capacity (ton)									
		2	2.8, 3	5	7.5	10	15	20	30		
Hoist	Lift Height(m)	12	12	12	12	12	12	12	12		
	Hoisting Speed (m/min)	High Speed	50Hz	8.3	7.5	4.7	3.2	5	3.8	3.5	2.3
			60Hz	10	9	5.6	3.8	6	4.5	4.2	2.8
		Low Speed	50Hz	5	3.8	3.5	2.4	3.8	2.5	2.3	1.5
			60Hz	6	4.5	4.2	2.9	4.5	3	2.8	1.8
	Hoisting Motor (kW×P)	High Speed	3.7×4	5.5×4	5.5×6	5.5×6	13×6	13×8	17×8	17×8	
Low Speed		2.5×6	2.8×8	4.2×8	4.2×8	9×8	8.5×12	11.5×12	11.5×12		
Wire Rope	Construction	6×24	6×37	6×37	6×37	6×F(25)	6×F(25)	6×37	6×37		
	Dia. (mm) × No. of ropes	8×4	9×4	12.5×4	14×4	14×4	18×4	22.4×4	22.4×6		
Brake		DC magnet disc									
Traversing	Traversing Speed (m/min)	High Speed	50Hz	20	20	20	20	13.3	12.5	12.5	12.5
			60Hz	24	24	24	24	16	15	15	15
		Low Speed	50Hz	13.3	13.3	13.3	13.3	8.3	8.3	8.3	8.3
			60Hz	16	16	16	16	10	10	10	10
Traversing Motor (kW×P)	High Speed	0.75×4	0.75×4	0.75×4	0.75×4	0.75×4	1.5×4	1.5×4	1.5×4(2Units)		
	Low Speed	0.5×6	0.5×6	0.5×6	0.5×6	0.5×6	1×6	1×6	1×6(2Units)		
Brake		DC magnet disc									
Dimension (approx.) (mm)	H	420	420	510	730	750	995	1175	1480		
	R	950	950	1150	1150	1150	1200	1300	1800		
	A	445	445	526	520	581	625	710	930		
	B	410	410	474	480	509	555	615	970		
	C	457	466	522	509	622.5	742	796	825		
	G	776	811	961	961	1001	1076	1179	1439		
	K	705	712	852	852	951.5	1126	1184	1444		
	W	650	650	763	758	865	920	1000	1540		
	D	47	47	47	47	58	58	58	70		
	L	728	724	896	894	865	872	936	1456		
	M(N)	112(93)	112(93)	135(102)	130(112)	125(100)	130(130)	185(140)	185(175)		
P	140	140	165	165	165	180	220	250			
Weight (approx.) (kg)		455	524	812	940	1218	1850	2580	3950		
Rail		15kg/m	15kg/m	15kg/m	15kg/m	15kg/m	22kg/m	22kg/m	30kg/m		

Note : 상기 이외 비표준 사양은 당사로 문의 바랍니다. Please contact us for the hoist other than above listed specification.

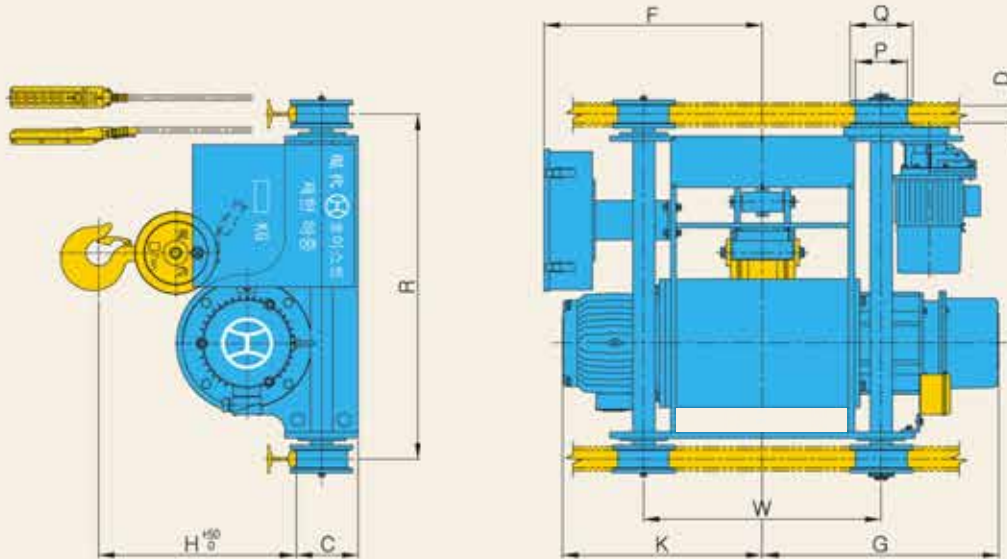
Double Rail Type Hoist With Motor-Driven Trolley(HD)



		Capacity (ton)	35	40, 50	60	70
Hoist	Ult Height(m)		12	12	12	12
	Hoisting Speed (m/min)	50Hz	4	2.7	2	2
		60Hz	4.8	3.2	2.4	2.4
	Hoisting Motor (kW×P)		33×6	33×6	33×6	33×6
	Wire Rope	Construction		6×Fi(25)	6×Fi(25)	6×Fi(25)
Dis. (mm) × No. of ropes			28×4	28×6	28×8	28×8
Brake			DC magnet disc			
Traversing	Traversing Speed (m/min)	High Speed	50Hz	12.5	12.5	12.5
		60Hz	15	15	15	
		Low Speed	50Hz	8.3	8.3	8.3
		60Hz	10	10	10	
Traversing Motor (kW×P)	High Speed		2.2×4	2.2×4(2Units)	2.2×4(2Units)	2.2×4(2Units)
	Low Speed		1.5×6	1.5×6(2Units)	1.5×6(2Units)	1.5×6(2Units)
Brake:			DC magnet disc			
Dimension (approx.) (mm)	H		1490	1680	1780	1780
	R		1600	2300	2800	2800
	A		1025	1432	1407	1407
	B		955	1243	1268	1268
	C		1027.5	1180	1205	1205
	G		1458	1783	2033	2033
	K		1520	1845	2095	2095
	W		1550	2125	2075	2075
	L		1020	1648	2002	2002
	M(N)		215(215)	275(275)	300(300)	300(300)
	P		355	450	500	500
D		70	80	80	80	
Weight (approx.)(kg)			5200	7000	9000	9000
Rail			37kg/m	50kg/m	50kg/m	50kg/m

Note - 상기 이외 비표준 사양은 당사로 문의 바랍니다. Please contact us for the hoist other than above listed specification.

Double Special Type Hoist With Motor-Driven Trolley(HS)



Capacity (ton)			2	2.8, 3	5	7.5	10	15	20	
Hoist	Lift Height(m)		6	6	6	6	6	6	8	
	Hoisting Speed (m/min)	High Speed	50Hz	8.3	7.5	4.7	3.2	5	3.8	3.5
			60Hz	10	9	5.6	3.8	6	4.5	4.2
		Low Speed	50Hz	5	3.8	3.5	2.4	3.8	2.5	2.3
			60Hz	6	4.5	4.2	2.9	4.5	3	2.8
	Hoisting Motor (kW×P)	High Speed		3.7×4	5.5×4	5.5×6	5.5×6	13×6	13×8	17×8
Low Speed			2.5×6	2.8×8	4.2×8	4.2×8	9×8	8.5×12	11.5×12	
Wire Rope	Construction		6×24	6×37	6×37	6×37	6×Fi(25)	6×Fi(25)	6×37	
	Dia.(mm)×No.of ropes		8×4	9×4	12.5×4	14×4	14×4	18×4	22.4×4	
Brake			DC magnet disc							
Traversing	Traversing Speed (m/min)	High Speed	50Hz	20	20	20	20	13.3	12.5	12.5
			60Hz	24	24	24	24	16	15	15
		Low Speed	50Hz	13.3	13.3	13.3	13.3	8.3	8.3	8.3
			60Hz	16	16	16	16	10	10	10
Traversing Motor (kW×P)	High Speed		0.75×4	0.75×4	0.75×4	0.75×4	0.75×4	1.5×4	1.5×4	
	Low Speed		0.5×6	0.5×6	0.5×6	0.5×6	0.5×6	1.0×6	1.0×6	
Brake			DC magnet disc							
Dimension (approx.) (mm)	H		495	495	525	890	935	1250	1460	
	R		950	950	1150	1150	1150	1500	1700	
	C		170	170	192.5	192.5	197.5	225	260	
	G		624	647	732	732	816	901	1049	
	K		552.5	548	623	623	766.5	953	1054	
	F		609	597	631	631	672	835	919	
	W		694	650	772	772	838	950	1200	
	D		47	47	47	47	58	58	58	
	Q		170	170	195	195	195	210	250	
	P		140	140	165	165	165	180	220	
Weight (approx.)(kg)			420	535	760	890	1178	1680	2500	
Rail			15kg/m	15kg/m	15kg/m	15kg/m	15kg/m	22kg/m	22kg/m	

Note : 상기 이외의 비표준 사양은 당사로서 문의 바랍니다. Please contact us for the hoist other than above listed specification.



[The Best support for the best product]

CREEP HOIST

작업능률을 향상시킵니다.

INCHING없이 정위치에 확실히 운반물을 착상시킬 수 있으며, 운반물운 운반시에는 고속으로 정밀한 작업시에는 마속으로 할 수 있으므로 운반물의 OVERRUN이 없으며 안전하고 고능률적입니다.

안전작업이 약속됩니다.

단거리 승강도 정속하게 확실하 되므로 사고가 방지됩니다. 또한 고속, 미속의 교환이 충격없이 차서히 변화됩니다. 2단 PUSH BUTTON SWITCH의 작동은 살짝 누르면 마속, 세게 누르면 고속이 되므로 오작동시에도 위험이 없습니다.

운반물에 손상을 주지 않습니다.

정지 희망위치를 지나치거나, 모자라거나 충격으로 착상하는 일은 전혀 없으므로 정밀가공품이라도 손상시키는 일은 없습니다.

INCREASE OF OPERATION EFFICIENCY

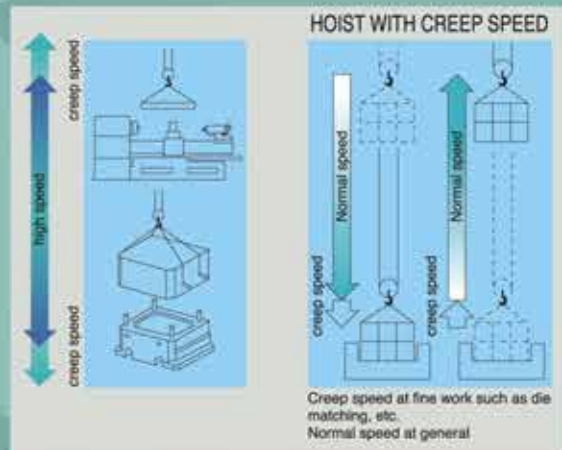
The speed is freely changeable with push buttons by creep speed through high speed. The hoisting load is securely and efficiently stopped and unloaded.

SAFETY DESIGN

Two motors of creep speed and high speed are provided. The creep speed selected by 2nd level pushed button and the high speed by 1st level pushed button. Even if the load is hoisted for a short distance, it is stably and smoothly.

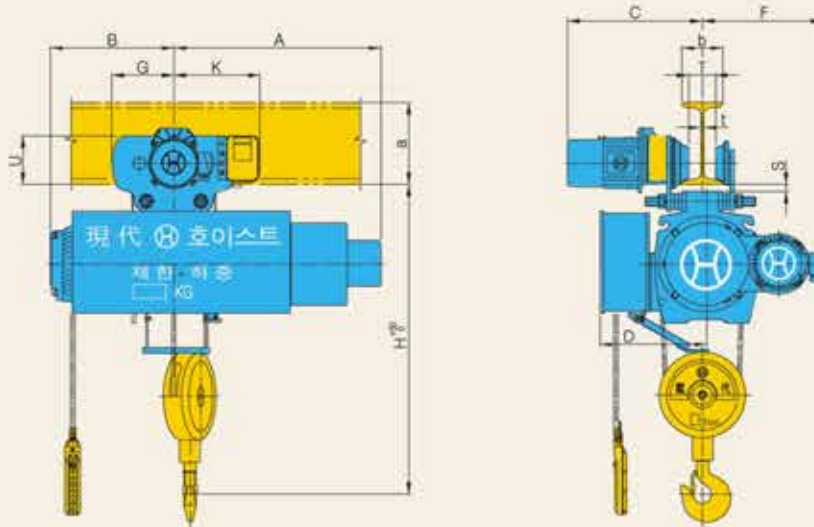
DURABILITY AND ECONOMICAL IMPROVEMENT

Since inching operation is unnecessary, there is no over-current, machine mechanism shock is softened and durability is increased. Thus, the hoist is the energy saving type.



Ordinary Type

Creep Hoist With Motor-Driven Trolley(HM)

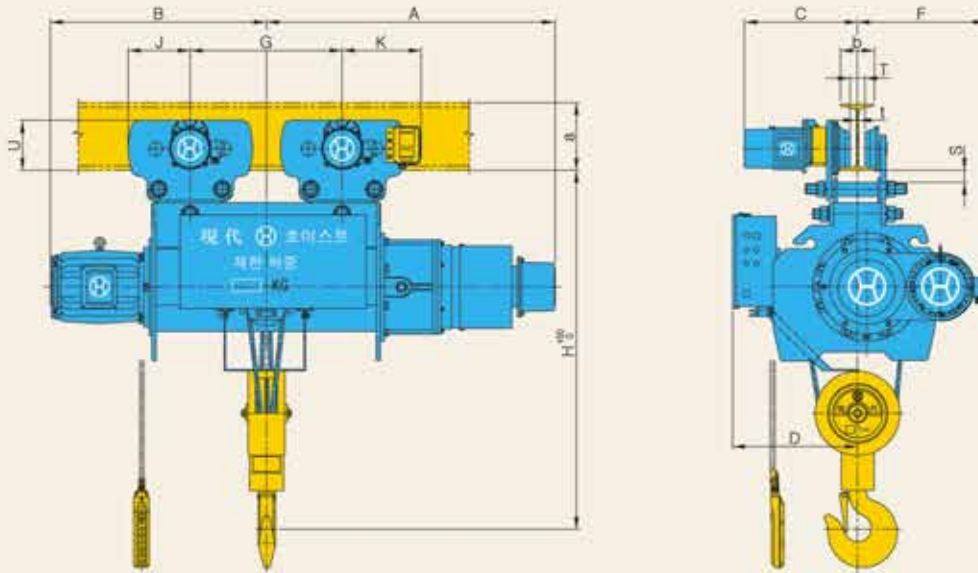


		Capacity (ton)					1					2					2.8, 3					5				
Hoist	Lift Height(m)	6(12)					6(12)					6(12)					6(12)									
	Hoisting Speed (m/min)	50Hz		10/1			8.3/0.83			7.5/0.75			4.7/0.47													
		High/Creep 60Hz		12/1.2			10/1			9/0.9			5.6/0.56													
	Hoisting Motor (kW×P)		High/Creep 2.2/0.4×4			3.7/0.4×4			5.5/1.1×4			5.5/1×6														
	Wire Rope	Construction		6×24			6×37			6×37			6×37													
Dia.(mm)×No.of ropes		8×2			10×2			12.5×2			16×2															
Brake		DC magnet disc																								
Traversing	Traversing Speed (m/min)	High Speed	50Hz		20			20			20			20												
			60Hz		24			24			24			24												
		Low Speed	50Hz		13.3			13.3			13.3			13.3												
			60Hz		16			16			16			16												
	Dual Speed	50Hz		13.3/6.7			13.3/6.7			13.3/6.7			13.3/6.7													
		60Hz		16/8			16/8			16/8			16/8													
Traversing Motor (kW×P)		High Speed 0.75×4			0.75×4			0.75×4			0.75×4															
		Low Speed 0.5×6			0.5×6			0.5×6			0.5×6															
		Dual Speed 0.8/0.4×4/8			0.8/0.4×4/8			0.8/0.4×4/8			0.8/0.4×4/8															
Brake		DC magnet disc																								
Dimension (approx.) (mm)	H	815					960					1115					1325									
	A	588(536)					630(680)					754(804)					836(886)									
	B	492(531)					544(581)					560(598)					640(673)									
	D	302					330					388					420									
	G	212					225					225					275									
	K	304					314					314					349									
I-beam and Spacing (mm)	a×b×t	C	S	F	T	U	C	S	F	T	U	C	S	F	T	U	C	S	F	T	U					
	200×100×7	454.5	35	383	48	144	465	32	419	46	170	465	32	432	46	170	-	-	-	-	-					
	250×125×7.5	467	33	383	73	146	478	30	419	71	172	478	30	432	71	172	483	40	459	60	216					
	300×150×10	479.5	27	383	98	152	490	24	419	96	178	490	24	432	96	178	495.5	34	459	85	222					
450×175×13	-	-	-	-	-	-	-	-	-	-	-	-	-	-	-	508	26	459	110	230						
Min. radius of curvature(m)		1.5					1.8					1.8					2.3									
Weight (approx.)(kg)		296(288)					378(378)					508(510)					730(738)									

Note : 상기 이외의 비표준 사양은 당사로 문의 바랍니다. Please contact us for the hoist other than above listed specification.
5ton Hoist까지는 와이어로프가 2줄입니다. 4줄 사용시는 당사로 문의 바랍니다. The number of wire rope is 2 falls up to 5 ton. Please contact us, if 4 falls are required.

Ordinary Type

Creep Hoist With Motor-Driven Trolley(HM)

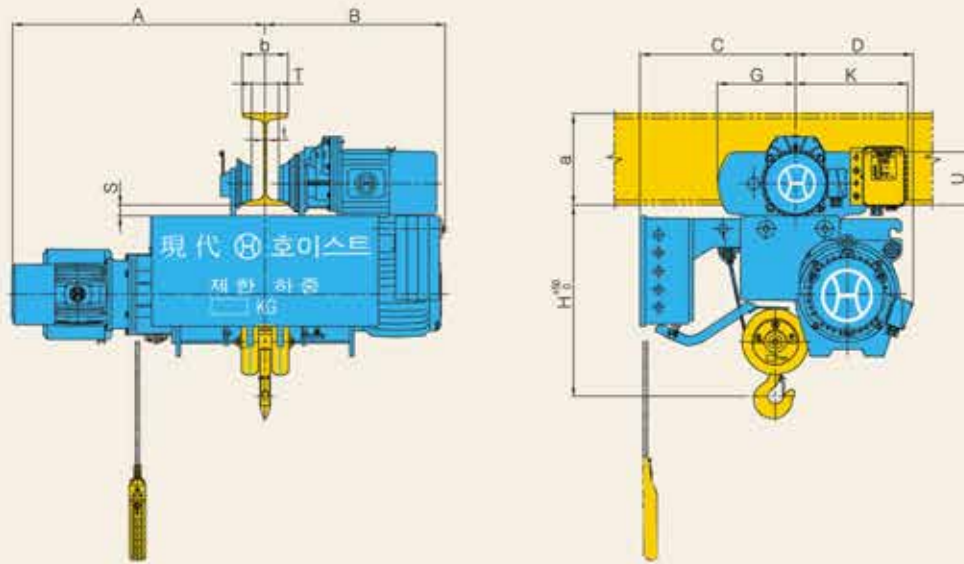


Capacity (ton)		7.5					10					15					20					
Hoist	Ult Height(m)	12					12					12					12					
	Hoisting Speed (m/min)	50Hz		3.2/0.32		3.8/0.38		3.8/0.38		3.8/0.38		3.5/0.35		3.5/0.35		4.2/0.42		4.2/0.42				
		High/Creep		60Hz		3.8/0.38		4.5/0.45		4.5/0.45		4.5/0.45		4.2/0.42		4.2/0.42		4.2/0.42				
	Hoisting Motor (kW×P)	High/Creep		5.5/1×6		9/1.1×8		13/1.8×8		13/1.8×8		17/1.8×8		17/1.8×8		17/1.8×8		17/1.8×8				
	Wire Rope	Construction		6×37		6×F(25)		6×F(25)		6×F(25)		6×37		6×37		6×37		6×37				
Dia. (mm) × No. of ropes		14×4		14×4		14×4		18×4		18×4		22.4×4		22.4×4		22.4×4						
Brake		DC magnet disc																				
Traversing	Traversing Speed (m/min)	High Speed	50Hz		20		13.3		12.5		12.5		12.5		12.5		12.5		12.5			
			60Hz		24		16		15		15		15		15		15		15			
		Low Speed	50Hz		13.3		8.3		8.3		8.3		8.3		8.3		8.3		8.3		8.3	
			60Hz		16		10		10		10		10		10		10		10		10	
		Dual Speed	50Hz		13.3/6.7		13.3/6.7		13.3/6.7		12.5/6.25		12.5/6.25		12.5/6.25		12.5/6.25		12.5/6.25		12.5/6.25	
			60Hz		16/8		16/8		16/8		15/7.5		15/7.5		15/7.5		15/7.5		15/7.5		15/7.5	
Traversing Motor (kW×P)	High Speed		0.75×4(2Units)		0.75×4(2Units)		1.5×4(2Units)		1.5×4(2Units)		1.5×4(2Units)		1.5×4(2Units)		1.5×4(2Units)		1.5×4(2Units)		1.5×4(2Units)			
	Low Speed		0.5×6(2Units)		0.5×6(2Units)		1×6(2Units)		1×6(2Units)		1×6(2Units)		1×6(2Units)		1×6(2Units)		1×6(2Units)		1×6(2Units)			
	Dual Speed		0.8/0.4×4/8(2Units)		0.8/0.4×4/8(2Units)		0.8/0.4×4/8(2Units)		1.5/0.75×4/8(2Units)		1.5/0.75×4/8(2Units)		1.5/0.75×4/8(2Units)		1.5/0.75×4/8(2Units)		1.5/0.75×4/8(2Units)		1.5/0.75×4/8(2Units)			
Brake		DC magnet disc																				
Dimension (approx.) (mm)	H		1460					1520					1875					2115				
	A		1165					1275					1371					1495				
	B		852					951.5					1128					1184				
	D		475					550					618					648				
	G		800					670					700					730				
	K		349					340					403.5					403.5				
	J		275					275					297.5					297.5				
I-beam and Spacing (mm)	a×b×t		C	S	F	T	U	C	S	F	T	U	C	S	F	T	U	C	S	F	T	U
	300×150×10		495.5	34	464	85	222	498.5	34	545	64.5	222	-	-	-	-	-	-	-	-	-	-
	450×175×13		508	26	464	110	230	511	26	545	89.5	230	606	19	609.5	75	249	606	19	663	75	249
	600×190×13		-	-	-	-	-	-	-	-	-	-	615	20	609.5	90	248	615	20	663	90	248
Min. radius of curvature(m)		For straight rails only. Please contact us for the curved type																				
Weight (approx.)(kg)		1180					1440					2180					2890					

Note : 상기 이외의 비표준 사양은 당사로 문의 바랍니다. Please contact us for the hoist other than above listed specification.

Low-Head Type

Creep Hoist With Motor-Driven Trolley(HR)

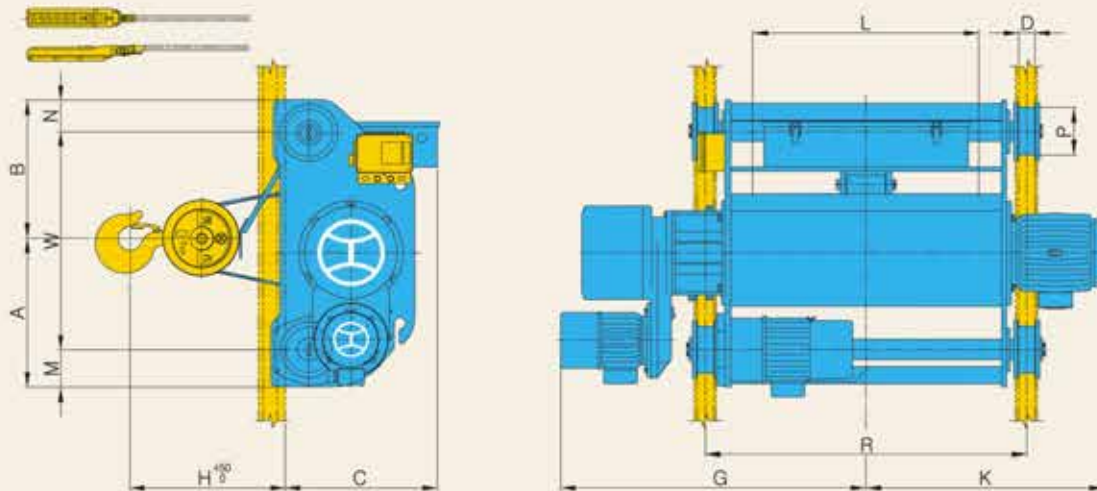


Capacity (ton)		1			2			2.8, 3			5				
Hoist	Lift Height(m)	6			6			6			6				
	Hoisting Speed (m/min)	50Hz	10/1			8.3/0.83			7.5/0.75			4.7/0.47			
		High/Creep	60Hz	12/1.2			10/1			9/0.9			5.6/0.56		
	Hoisting Motor (kW×P)	High/Creep	2.2/0.4×4			3.7/0.4×4			5.5/1.1×4			5.5/1×6			
		Wire Rope	Construction	6×19			6×24			6×37			6×37		
Dia. (mm)×No. of ropes	6×4			8×4			9×4			12.5×4					
Brake		DC magnet disc													
Traversing	Traversing Speed (m/min)	High Speed	50Hz	20			20			20			20		
			60Hz	24			24			24			24		
		Low Speed	50Hz	13.3			13.3			13.3			13.3		
			60Hz	16			16			16			16		
		Dual Speed	50Hz	13.3/6.7			13.3/6.7			13.3/6.7			13.3/6.7		
			60Hz	16/8			16/8			16/8			16/8		
Traversing Motor (kW×P)	High Speed	0.75×4			0.75×4			0.75×4			0.75×4				
	Low Speed	0.5×6			0.5×6			0.5×6			0.5×6				
	Dual Speed	0.8/0.4×4/8			0.8/0.4×4/8			0.8/0.4×4/8			0.8/0.4×4/8				
Brake		DC magnet disc													
Dimension (approx.) (mm)	H	550			570			585			760				
	A	688			752			854			936				
	B	489.5			552.5			548			623				
	C	423			440			500			563				
	D	319.5			375			393			465				
	G	212			225			225			275				
	K	304			314			314			349				
I-beam and Spacing (mm)	a×b×t	S	T	U	S	T	U	S	T	U	S	T	U		
	200×100×7	35	48	144	35	46	170	35	46	170	-	-	-		
	250×125×7.5	33	73	146	33	71	172	33	71	172	40	60	216		
	300×150×10	27	96	152	27	96	178	27	96	178	34	85	222		
	450×175×13	-	-	-	-	-	-	-	-	-	26	110	230		
Min. radius of curvature(m)		1.5			1.8			1.8			2.3				
Weight (approx.) (kg)		332			498			622			810				

Note - 상기 이외의 비표준 사양은 당사로 문의 바랍니다. Please contact us for the hoist other than above listed specification.

Double Rail Type

Creep Hoist With Motor-Driven Trolley(HC)

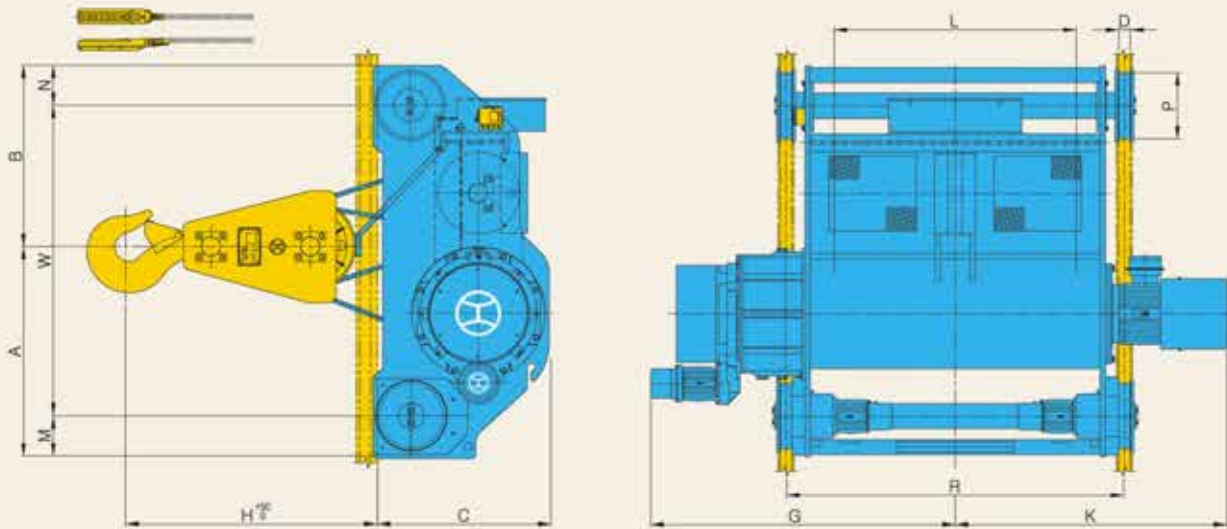


Capacity (ton)		2	2.8, 3	5	7.5	10	15	20	30	
Hoist	Ult Height(m)	12	12	12	12	12	12	12	12	
	Hoisting Speed (m/min)	50Hz	8.3/0.83	7.5/0.75	4.7/0.47	3.2/0.32	3.8/0.38	3.8/0.38	3.5/0.35	2.3/0.23
		60Hz	10/1	9/0.9	5.6/0.56	3.8/0.38	4.5/0.45	4.5/0.45	4.2/0.42	2.8/0.28
	Hoisting Motor (kW×P)	High/Creep	3.7/0.4×4	5.5/1.1×4	5.5/1×6	5.5/1×6	9/1.1×8	13/1.8×8	17/1.8×8	17/1.8×8
	Wire Rope	Construction	6×24	6×37	6×37	6×37	6×F(25)	6×F(25)	6×37	6×37
Dis. (mm) × No. of ropes		8×4	9×4	12.5×4	14×4	14×4	18×4	22.4×4	22.4×6	
Brake		DC magnet disc								
Traversing	Traversing Speed (m/min)	High Speed	50Hz	20	20	20	20	13.3	12.5	12.5
		60Hz	24	24	24	24	16	15	15	
		Low Speed	50Hz	13.3	13.3	13.3	13.3	8.3	8.3	8.3
		60Hz	16	16	16	16	10	10	10	
	Dual Speed	50Hz	13.3/6.7	13.3/6.7	13.3/6.7	13.3/6.7	13.3/6.7	12.5/6.25	12.5/6.25	12.5/6.25
		60Hz	16/8	16/8	16/8	16/8	16/8	15/7.5	15/7.5	15/7.5
Traversing Motor (kW×P)	High Speed	0.75×4	0.75×4	0.75×4	0.75×4	0.75×4	1.5×4	1.5×4	1.5×4(2Units)	
	Low Speed	0.5×6	0.5×6	0.5×6	0.5×6	0.5×6	1×6	1×6	1×6(2Units)	
	Dual Speed	0.8/0.4×4/8	0.8/0.4×4/8	0.8/0.4×4/8	0.8/0.4×4/8	0.8/0.4×4/8	1.5/0.75×4/8	1.5/0.75×4/8	1.5/0.75×4/8(2Units)	
Brake		DC magnet disc								
Dimension (approx.) (mm)	H	420	420	510	730	750	995	1175	1480	
	R	950	950	1150	1150	1150	1200	1300	1800	
	A	445	445	526	520	581	625	710	930	
	B	410	410	474	480	509	555	615	970	
	C	457	526	583	570	622.5	742	796	825	
	G	904	1018	1165	1165	1276	1371	1496	1755	
	K	705	712	852	852	951.5	1128	1184	1444	
	W	650	650	763	758	865	920	1000	1540	
	D	47	47	47	47	58	58	58	70	
	L	728	724	896	894	865	872	936	1456	
	M(N)	112(93)	112(93)	135(102)	130(112)	125(100)	130(130)	185(140)	185(175)	
	P	140	140	165	165	165	180	220	250	
Weight (approx.) (kg)		525	630	920	1076	1370	2010	2770	4120	
Rail		15kg/m	15kg/m	15kg/m	15kg/m	15kg/m	22kg/m	22kg/m	30kg/m	

Note : 상기 이외 비표준 사양은 당사로부터 문의 바랍니다. Please contact us for the hoist other than above listed specification.

Double Rail Type

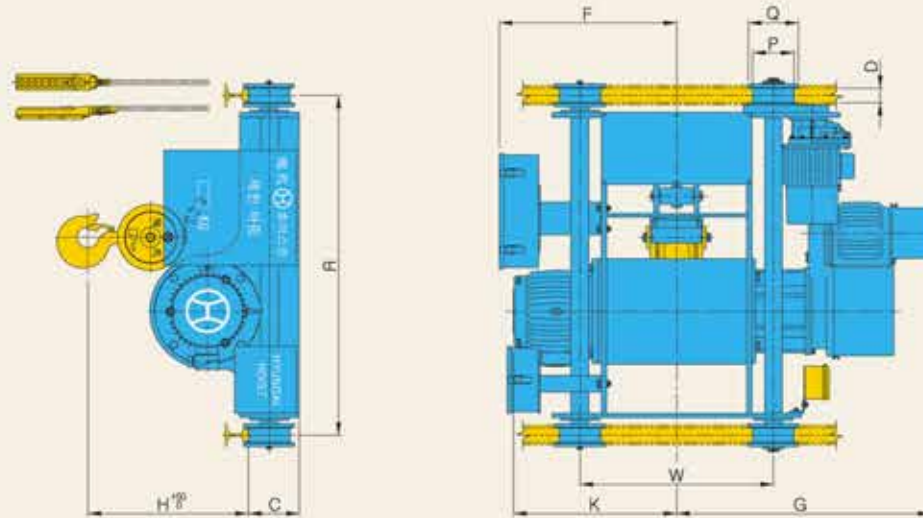
Creep Hoist With Motor-Driven Trolley(HC)



		Capacity (ton)	35	40, 50	60	70	
Hoist	Lift Height(m)		12	12	12	12	
	Hoisting Speed (m/min)	50Hz	4/0.4	2.7/0.27	2/0.2	2/0.2	
		60Hz	4.8/0.48	3.2/0.32	2.4/0.24	2.4/0.24	
	Hoisting Motor (kW×P)		33/3.7×6/4	33/3.7×6/4	33/3.7×6/4	33/3.7×6/4	
	Wire Rope	Construction		6×F(25)	6×F(25)	6×F(25)	6×F(25)
Dia.(mm)×No.of ropes			28×4	28×6	28×8	28×8	
Brake			DC magnet disc				
Traversing	Traversing Speed (m/min)	High Speed	50Hz	12.5	12.5	12.5	12.5
		60Hz	15	15	15	15	
		Low Speed	50Hz	8.3	8.3	8.3	8.3
		60Hz	10	10	10	10	
	Dual Speed	50Hz	12.5/6.25	12.5/6.25	12.5/6.25	12.5/6.25	
		60Hz	15/7.5	15/7.5	15/7.5	15/7.5	
Traversing Motor (kW×P)	High Speed		2.2×4	2.2×4(2Units)	2.2×4(2Units)	2.2×4(2Units)	
	Low Speed		1.5×6	1.5×6(2Units)	1.5×6(2Units)	1.5×6(2Units)	
	Dual Speed		2.2/1.1×4/8	2.2/1.1×4/8(2Units)	2.2/1.1×4/8(2Units)	2.2/1.1×4/8(2Units)	
Brake			DC magnet disc				
Dimension (approx.) (mm)	H		1490	1680	1780	1780	
	R		1600	2300	2800	2800	
	A		1025	1432	1407	1407	
	B		955	1243	1268	1268	
	C		1027.5	1180	1205	1205	
	G		1740	2065	2315	2315	
	K		1520	1845	2095	2095	
	W		1550	2125	2075	2075	
	L		1020	1648	2002	2002	
	M(N)		215(215)	275(275)	300(300)	300(300)	
	P		355	450	500	500	
	D		70	80	80	80	
Weight (approx.) (kg)			5400	7200	9200	9200	
Rail			37kg/m	50kg/m	50kg/m	50kg/m	

Note : 상기 이외 비표준 사양은 당사로 문의 바랍니다. Please contact us for the hoist other than above listed specification.

Double Special Type Creep Hoist With Motor-Driven Trolley(HT)



		Capacity (ton)								
		2	2.8, 3	5	7.5	10	15	20		
Hoist	Lift Height(m)	6	6	6	6	6	6	8		
	Hoisting Speed(m/min)	50Hz	8.3/0.83	7.5/0.75	4.7/0.47	3.2/0.32	3.8/0.38	3.8/0.38	3.5/0.35	
		High/Creep	60Hz	10/1	9/0.9	5.6/0.56	3.8/0.38	4.5/0.45	4.5/0.45	4.2/0.42
	Hoisting Motor(kW×P)	High/Creep	3.7/0.4×4	5.5/1.1×4	5.5/1×6	5.5/1×6	9/1.1×8	13/1.8×8	17/1.8×8	
	Wire Rope	Construction	6×24	6×37	6×37	6×37	6×Fi(25)	6×Fi(25)	6×37	
Dia. (mm) × No. of ropes		8×4	9×4	12.5×4	14×4	14×4	18×4	22.4×4		
Brake		DC magnet disc								
Traversing	Traversing Speed (m/min)	High Speed	50Hz	20	20	20	20	13.3	12.5	12.5
			60Hz	24	24	24	24	16	15	15
		Low Speed	50Hz	13.3	13.3	13.3	13.3	8.3	8.3	8.3
			60Hz	16	16	16	16	10	10	10
		Dual Speed	50Hz	13.3/6.7	13.3/6.7	13.3/6.7	13.3/6.7	13.3/6.7	12.5/6.25	12.5/6.25
			60Hz	16/8	16/8	16/8	16/8	16/8	15/7.5	15/7.5
Traversing Motor (kW×P)	High Speed	0.75×4	0.75×4	0.75×4	0.75×4	0.75×4	1.5×4	1.5×4		
	Low Speed	0.5×6	0.5×6	0.5×6	0.5×6	0.5×6	1×6	1×6		
	Dual Speed	0.8/0.4×4/8	0.8/0.4×4/8	0.8/0.4×4/8	0.8/0.4×4/8	0.8/0.4×4/8	1.5/0.75×4/8	1.5/0.75×4/8		
Brake		DC magnet disc								
Dimension (approx.) (mm)	H	495	495	525	890	935	1250	1460		
	R	950	950	1150	1150	1150	1500	1700		
	C	170	170	192.5	192.5	197.5	225	260		
	G	752	854	936	936	1091	1196	1365		
	K	553	548	623	623	768	953	1054		
	F	610	598	631	631	672	835	919		
	W	694	650	772	772	838	950	1200		
	D	47	47	47	47	58	58	58		
	Q	170	170	195	195	195	210	250		
	P	140	140	165	165	165	180	220		
Weight (approx.)(kg)		490	640	865	1020	1330	1850	2690		
Rail		15kg/m	15kg/m	15kg/m	15kg/m	15kg/m	22kg/m	22kg/m		

Note : 상기 이외 비표준 사양은 당사보 문의 바랍니다. Please contact us for the hoist other than above listed specification.



[From the functional component to high precision technology]

MAIN & AUX

주권 및 보권으로 구성된 천자형식의 호이스트로, 동일한 트롤리 위에 안착되어 있습니다.
주권, 보권 용량별로 다양한 제품을 선택할 수 있습니다.

작업능률을 향상시킵니다.

작업조건에 따라 주권, 보권을 동시 또는 따로 작업하므로 작업능률이 향상됩니다.

전력손실이 적습니다.

작업물에 따라 주권, 보권을 선택 사용할 수 있으므로 전력손실이 적어 경제적입니다.

SAME TROLLEY OF MAIN & AUX. HOIST

It is available to apply various type as per load capacity

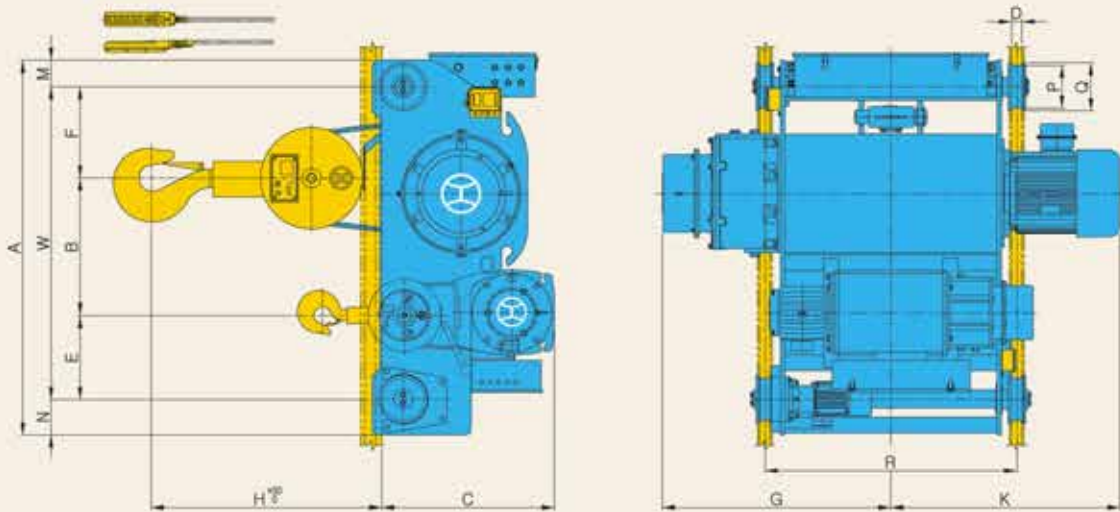
ENCHANCING JOB EFFICIENCY

It is possible to enhance job efficiency operating individually or simultaneously Main hoist & Aux. hoist as per job condition.

MINIMIZING LOSS OF ELECTRIC POWER

It is economic to operate the proper hoist only subject to handling cargo.

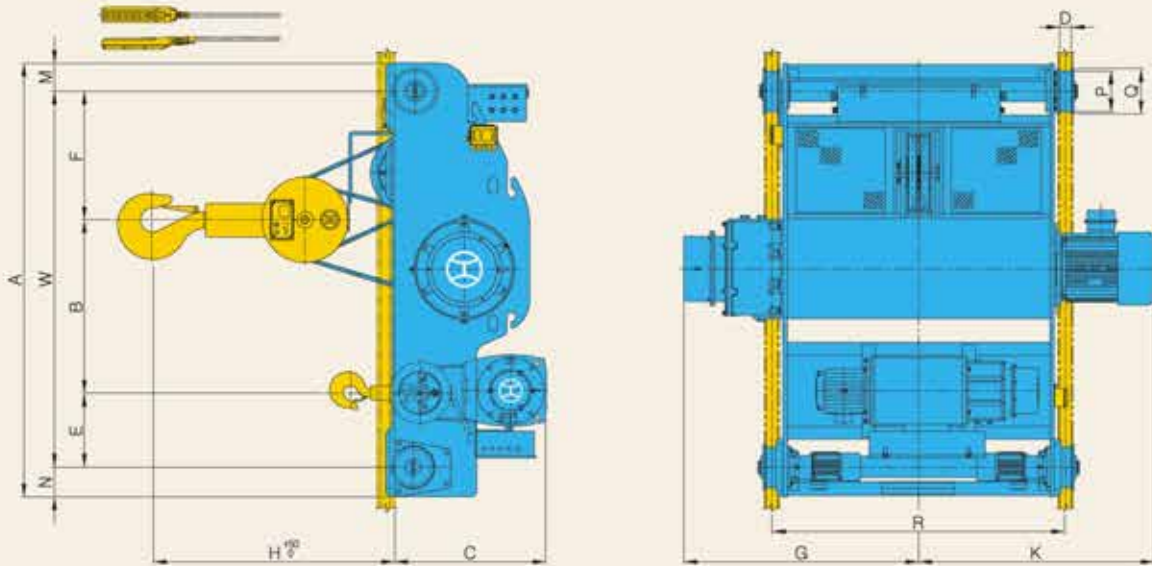
Main & Aux Type Hoist With Motor-Driven Trolley(HP)



Capacity (ton)		7.5/3		10/5		15/5		
Lift Height(m)		12		12		12		
Hoisting Speed (m/min)	High Speed	50Hz	3.2	7.5	5	4.7	3.8	4.7
		60Hz	3.8	9	6	5.6	4.5	5.6
	Low Speed	50Hz	2.4	3.8	3.8	3.5	2.5	3.5
		60Hz	2.9	4.5	4.5	4.2	3	4.2
Hoisting Motor (KW×P)	High Speed	5.5×6	5.5×4	13×6	5.5×6	13×8	5.5×6	
	Low Speed	4.2×8	2.8×8	9×8	4.2×8	8.5×12	4.2×8	
Wire Rope	Construction	6×37	6×37	6×Fi(25)	6×37	6×Fi(25)	6×37	
	Dia.(mm)×No.of ropes	14×4	12.5×2	14×4	16×2	18×4	16×2	
Brake		DC magnet disc						
Traversing Speed (m/min)	High Speed	50Hz	20		13.3		12.5	
		60Hz	24		16		15	
	Low Speed	50Hz	13.3		8.3		8.3	
		60Hz	16		10		10	
Traversing Motor (KW×P)	High Speed	0.75×4		0.75×4		1.5×4		
	Low Speed	0.5×6		0.5×6		1×6		
Brake		DC magnet disc						
Dimension (approx.) (mm)	H	730	330	750	400	995	325	
	R		1150		1150		1200	
	A		1570		1725		1860	
	B		571		675.5		745	
	E		389		415.5		430	
	F		368		409		425	
	C		690		797.5		870	
	G		961		1001		1076	
	K		852		951.5		1128	
	W		1328		1500		1600	
	D		47		58		58	
	N		130		125		130	
	M		112		100		130	
	P		165		165		180	
Q		195		195		210		
Weight (approx.) (kg)		1350		1845		2470		
Rail		15kg/m		15kg/m		22kg/m		

Note : 상기 이외 비표준 사양은 당사보 문의 바랍니다. Please contact us for the hoist other than above listed specification.

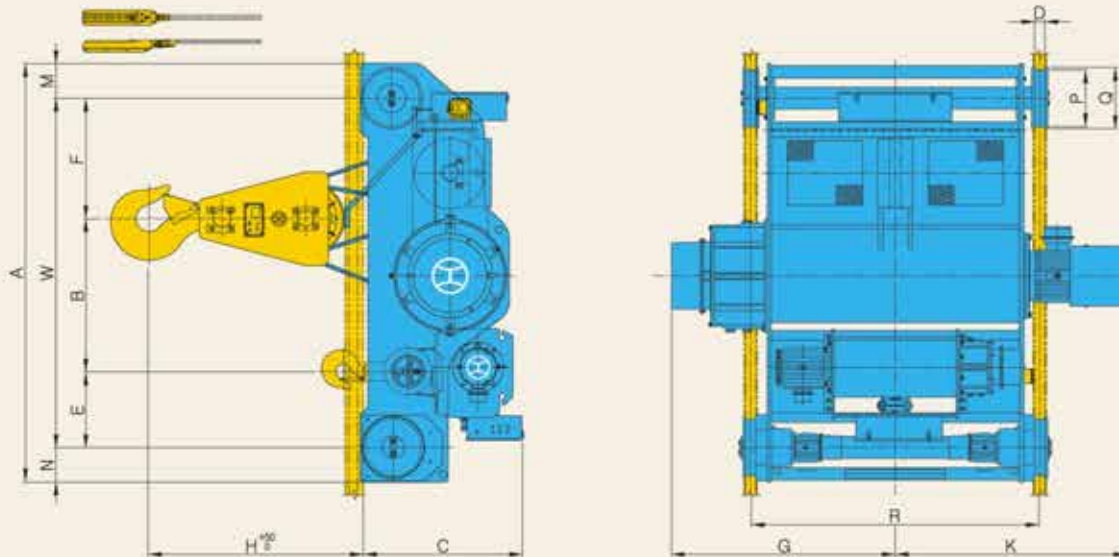
Main & Aux Type Hoist With Motor-Driven Trolley(HP)



		Capacity (ton)		20/5		30/5		30/10	
Hoist	Lift Height(m)		12		12		12		
	Hoisting Speed (m/min)	High Speed	50Hz	3.5	4.7	2.3	4.7	2.3	5
		60Hz	4.2	5.6	2.8	5.6	2.8	6	
	Low Speed	50Hz	2.3	3.5	1.5	3.5	1.5	3.8	
		60Hz	2.8	4.2	1.8	4.2	1.8	4.5	
	Hoisting Motor (kW×P)	High Speed		17×8	5.5×6	17×8	5.5×6	17×8	13×6
Low Speed			11.5×12	4.2×8	11.5×12	4.2×8	11.5×12	9×8	
Wire Rope	Construction		6×37	6×37	6×37	6×37	6×37	6×Fi(25)	
	Dia.(mm)×No.of ropes		22.4×4	16×2	22.4×6	16×2	22.4×6	14×4	
		Brake		DC magnet disc					
Traversing	Traversing Speed (m/min)	High Speed	50Hz	12.5		12.5		12.5	
		60Hz	15		15		15		
	Low Speed	50Hz	8.3		8.3		8.3		
		60Hz	10		10		10		
Traversing Motor (kW×P)	High Speed		1.5×4		1.5×4(2Units)		1.5×4(2Units)		
	Low Speed		1×6		1×6(2Units)		1×6(2Units)		
		Brake		DC magnet disc					
Dimension (approx.) (mm)	H		1175	300	1480	275	1480	340	
	R			1300		1800		1800	
	A		1950			2680		2730	
	B		715			1070		1025	
	E		435			455		550	
	F		475			795		795	
	C		890			925		1070	
	G		1179			1439		1439	
	K		1184			1444		1444	
	W		1625			2320		2370	
	D		58			70		70	
	N		185			185		185	
	M		140			175		175	
P		220			250		250		
Q		250			280		280		
Weight (approx.) (kg)			3200		4650		4950		
Rail			22kg/m		30kg/m		30kg/m		

Note : 상기 이외 비표준 사양은 당사로 문의 바랍니다. Please contact us for the hoist other than above listed specification.

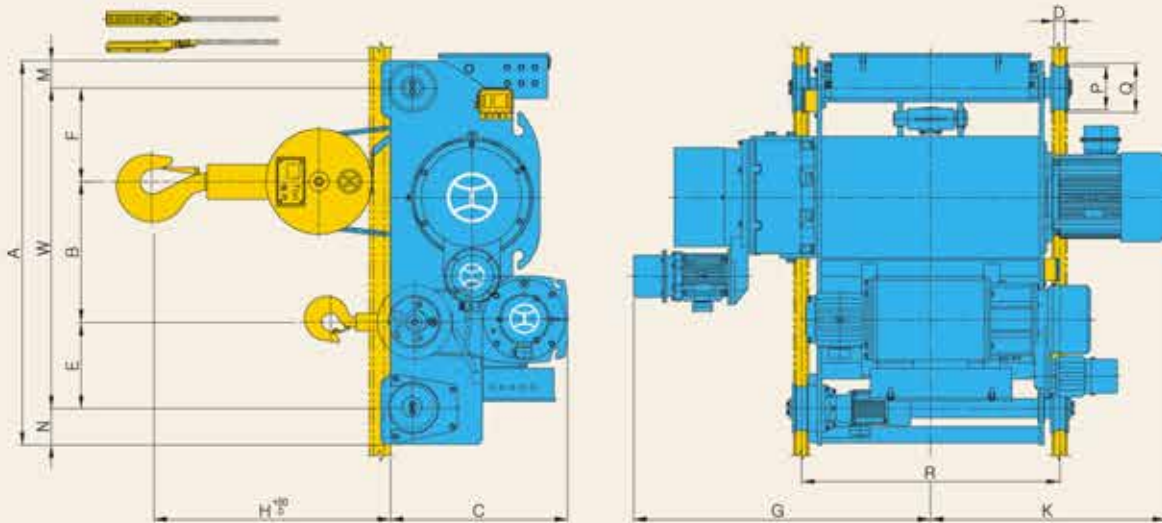
Main & Aux Type Hoist With Motor-Driven Trolley(HP)



Capacity (ton)		35/7.5		50/10		60/20		70/20			
Hoist	Lift Height(m)	12		12		12		12			
	Hoisting Speed (m/min)	High Speed	50Hz	4	3.2	2.7	5	2	3.5	2	3.5
			60Hz	4.8	3.8	3.2	6	2.4	4.2	2.4	4.2
		Low Speed	50Hz	2.4		3.7		2.3		2.3	
			60Hz	2.9		4.5		2.8		2.8	
	Hoisting Motor (KW×P)	High Speed	33×6	5.5×6	33×6	13×6	33×6	17×8	33×6	17×8	
Low Speed		4.2×8		9×8		11.5×12		11.5×12			
Wire Rope	Construction	6×Fi(25)	6×37	6×Fi(25)	6×Fi(25)	6×Fi(25)	6×37	6×Fi(25)	6×37		
	Dia.(mm)×No.of ropes	28×4	14×4	28×6	14×4	28×8	22.4×4	28×8	22.4×4		
Brake		DC magnet disc									
Traversing	Traversing Speed (m/min)	High Speed	50Hz	12.5		12.5		12.5		12.5	
			60Hz	15		15		15		15	
		Low Speed	50Hz	8.3		8.3		8.3		8.3	
			60Hz	10		10		10		10	
Traversing Motor (KW×P)	High Speed	2.2×4	2.2×4(2Units)		2.2×4(2Units)		2.2×4(2Units)		2.2×4(2Units)		
	Low Speed	1.5×6	1.5×6(2Units)		1.5×6(2Units)		1.5×6(2Units)		1.5×6(2Units)		
Brake		DC magnet disc									
Dimension (approx.) (mm)	H	1490	420	1680	250	1780	310	1780	310		
	R	1600		2300		2800		2800			
	A	2680		3350		3525		3525			
	B	936		1227		1307		1307			
	E	574		605		650		650			
	F	740		968		968		968			
	C	1105		1279		1686		1686			
	G	1458		1783		2033		2033			
	K	1520		1845		2095		2095			
	W	2250		2800		2925		2925			
	D	70		70		80		80			
	N	215		275		300		300			
	M	215		275		300		300			
	P	355		450		500		500			
Q	395		490		540		540				
Weight (approx.)(kg)		6280		8200		11080		11080			
Rail		37kg/m		37,50kg/m		50kg/m		50kg/m			

Note : 상기 이외 비표준 사양은 당사보 문의 바랍니다. Please contact us for the hoist other than above listed specification.

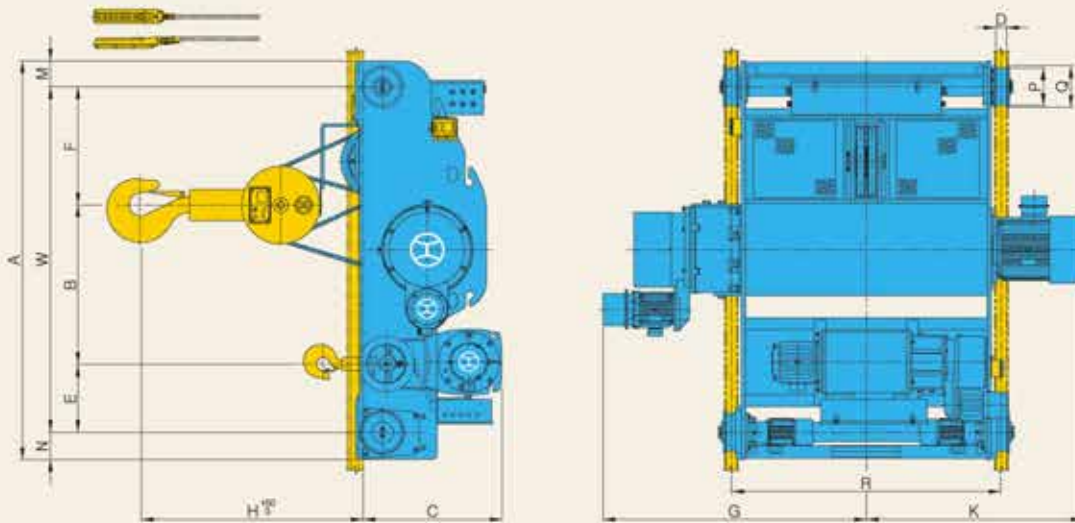
Main & Aux Creep Type Hoist With Motor-Driven Trolley(HQ)



		Capacity (ton)		7.5/3		10/5		15/5	
Hoist	Lift Height(m)	12		12		12		12	
	Hoisting Speed(m/min)	High/Creep	50Hz	3.2/0.32	7.5/0.75	3.8/0.38	4.7/0.47	3.8/0.38	4.7/0.47
			60Hz	3.8/0.38	9/0.9	4.5/0.45	5.6/0.56	4.5/0.45	5.6/0.56
	Hoisting Motor(kW×P)	High/Creep	5.5/1×6	5.5/1.1×4	9/1.1×8	5.5/1×6	13/1.8×8	5.5/1×6	
	Wire Rope	Construction	6×37	6×37	6×Fi(25)	6×37	6×Fi(25)	6×37	
Dia.(mm)×No.of ropes		14×4	12.5×2	14×4	16×2	18×4	16×2		
Brake		DC magnet disc							
Traversing	Traversing Speed (m/min)	High Speed	50Hz	20		13.3		12.5	
			60Hz	24		16		15	
	Low Speed	50Hz	13.3		8.3		8.3		
		60Hz	16		10		10		
Traversing Motor (kW×P)	High Speed	0.75×4		0.75×4		1.5×4			
	Low Speed	0.5×6		0.5×6		1×6			
Brake		DC magnet disc							
Dimension (approx.) (mm)	H	730	330	750	400	995	325		
	R	1150		1150		1200			
	A	1570		1725		1860			
	B	571		675.5		745			
	E	389		415.5		430			
	F	368		409		425			
	C	690		797.5		870			
	G	1165		1276		1371			
	K	862		953		1128			
	W	1328		1500		1600			
	D	47		58		58			
	N	130		125		130			
	M	112		100		130			
	P	165		165		180			
	Q	195		195		210			
Weight (approx.)(kg)		1590		2208		2740			
Rail		15kg/m		15kg/m		22kg/m			

Note : 상기 이외 비표준 사양은 당사로 문의 바랍니다. Please contact us for the hoist other than above listed specification.

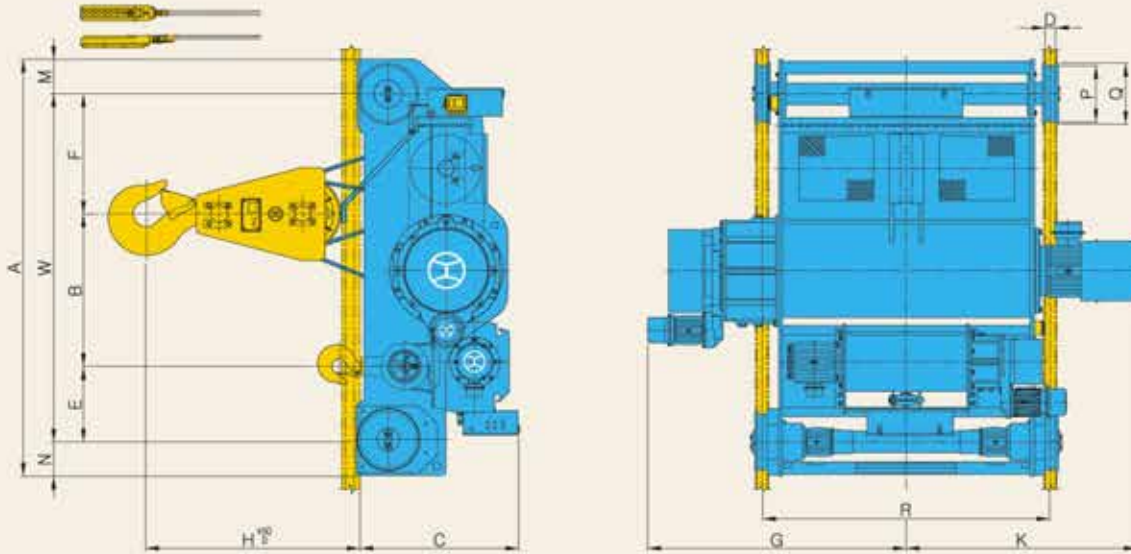
Main & Aux Creep Type Hoist With Motor-Driven Trolley(HQ)



Capacity (ton)		20/5		30/5		30/10		
Hoist	Uft Height(m)	12		12		12		
	Hoisting Speed(m/min)	50Hz	3.5/0.35	4.7/0.47	2.3/0.23	4.7/0.47	2.3/0.23	3.8/0.38
		High/Creep 60Hz	4.2/0.42	5.6/0.56	2.8/0.28	5.6/0.56	2.8/0.28	4.5/0.45
	Hoisting Motor(kW×P)	High/Creep	17/1.8×8	5.5/1×6	17/1.8×8	5.5/1×6	17/1.8×8	9/1.1×8
	Wire Rope	Construction	6×37	6×37	6×37	6×37	6×37	6×F(25)
Dia. (mm)×No.of ropes		22.4×4	16×2	22.4×6	16×2	22.4×6	14×4	
Brake		DC magnet disc						
Traversing	Traversing Speed (m/min)	High Speed	50Hz	12.5	DC magnet disc		12.5	
		60Hz	15	DC magnet disc		15		
	Low Speed	50Hz	8.3	DC magnet disc		8.3		
		60Hz	10	DC magnet disc		10		
Traversing Motor (kW×P)	High Speed	1.5×4		1.5×4(2Units)		1.5×4(2Units)		
	Low Speed	1×6		1×6(2Units)		1×6(2Units)		
Brake		DC magnet disc						
Dimension (approx.) (mm)	H	1175	300	1480	275	1480	340	
	R	1300		1800		1800		
	A	1950		2680		2730		
	B	715		1070		1025		
	E	435		455		550		
	F	475		795		795		
	C	880		925		1070		
	G	1495		1755		1755		
	K	1184		1444		1444		
	W	1625		2320		2370		
	D	58		70		70		
	N	185		185		185		
	M	140		175		175		
	P	220		250		250		
Q	250		280		280			
Weight (approx.) (kg)		3500		4955		5250		
Rail		22kg/m		30kg/m		30kg/m		


Note : 상기 이외 비표준 사양은 당사로 문의 바랍니다. Please contact us for the hoist other than above listed specification.

Main & Aux Creep Type Hoist With Motor-Driven Trolley(HQ)



		Capacity (ton)		35/7.5		50/10		60/20		70/20	
Hoist	Lift Height(m)	12		12		12		12		12	
	Hoisting Speed(m/min)	High/Creep	50Hz	4/0.4	3.2/0.32	2.7/0.27	3.7/0.37	2/0.2	3.5/0.35	2/0.2	3.5/0.35
			60Hz	4.8/0.48	3.8/0.38	3.2/0.32	4.5/0.45	2.4/0.24	4.2/0.42	2.4/0.24	4.2/0.42
	Hoisting Motor(kW×P)	High/Creep	33/3.7×6/4	5.5/1×6	33/3.7×6/4	9/1.1×8	33/3.7×6/4	17/1.8×8	33/3.7×6/4	17/1.8×8	
	Wire Rope	Construction	6×Fi(25)	6×37	6×Fi(25)	6×Fi(25)	6×Fi(25)	6×37	6×Fi(25)	6×37	
Dia.(mm)×No.of ropes		28×4	14×4	28×6	14×4	28×8	22.4×4	28×8	22.4×4		
Brake		DC magnet disc									
Traversing	Traversing Speed (m/min)	High Speed	50Hz	12.5		12.5		12.5		12.5	
			60Hz	15		15		15		15	
		Low Speed	50Hz	8.3		8.3		8.3		8.3	
			60Hz	10		10		10		10	
Traversing Motor (kW×P)	High Speed	2.2×4		2.2×4(2Units)		2.2×4(2Units)		2.2×4(2Units)		2.2×4(2Units)	
	Low Speed	1.5×6		1.5×6(2Units)		1.5×6(2Units)		1.5×6(2Units)		1.5×6(2Units)	
Brake		DC magnet disc									
Dimension (approx.) (mm)	H	1490	200	1680	250	1780	310	1780	310		
	R	1600		2300		2800		2800			
	A	2680		3350		3525		3525			
	B	936		1227		1307		1307			
	E	574		605		650		650			
	F	740		968		968		968			
	C	1105		1279		1686		1686			
	G	1740		2065		2315		2315			
	K	1520		1845		2095		2095			
	W	2250		2800		2925		2925			
	D	70		80		80		80			
	N	215		275		300		300			
	M	215		275		300		300			
	P	355		450		500		500			
	Q	395		490		540		540			
Weight (approx.) (kg)		6610		8550		11440		11440			
Rail		37kg/m		50kg/m		50kg/m		50kg/m			

Note : 상기 이외 비표준 사양은 당사로 문의 바랍니다. Please contact us for the hoist other than above listed specification.



[With continuous passion on quality, we will be more manufacturing in the future.]



NEW PRODUCT

HX TYPE 국내 최초 개발

새로운 형태의 NEW HOIST - OPEN WINCH (기존 HOIST, GRAB대)
(GRAB 대비 - 저비용, 고양정, 고빈도)

NEW design - OPEN WINCH (Switch over conventioanl hoist & grab)
(Less costs with extended lifting height & duty service)

새로운 스타일의 강력한 감속기

고정밀, 고정도의 헬리컬치차 감속기를 장착하여 저소음, 저진동으로 안전하고 강력한 하역 능력을 발휘합니다.

FRESH EQUIPMENT IN NEW STYLE

For quiet operation and high performance in safe hoisting, precise helical gear reducer is introduced.

고양정, 고속의 호이스트

고양정, 고속으로 설계, 제작되어 고빈도 작업에도 운전이 원활하고 기계품 및 전장품의 수명이 길어 보수 횟수가 적습니다.

EXTENDED LIFTING HIGHER IN HIGH-SPEED

Designed for extended lifting height in high speed with enhanced durability

보다 안전한 리미트 스위치

웜기어 방식의 리미트 스위치는 상한사 과권방지 기능은 물론, 하한시 여유권수 이상 플랜방지 및 와이어 로프의 역상방지 기능을 추가하여 안전성을 더욱 높였습니다.

ENHANCED LIMIT SWITCH

Worm gear type limit switch protects the hoist from over winding as well as lower limit protection

관상 MOTION에 INVERTER 채택

관상부 SOFTER 기동, 정지로 정속상 향상 및 브레이크 내마모성 향상 (더단속 가능)

INVERTER IN HOISTING

Quite hoisting with soft start & stop with inverter, enhancing brake durability sa well

횡행 MOTION에 INVERTER 채택

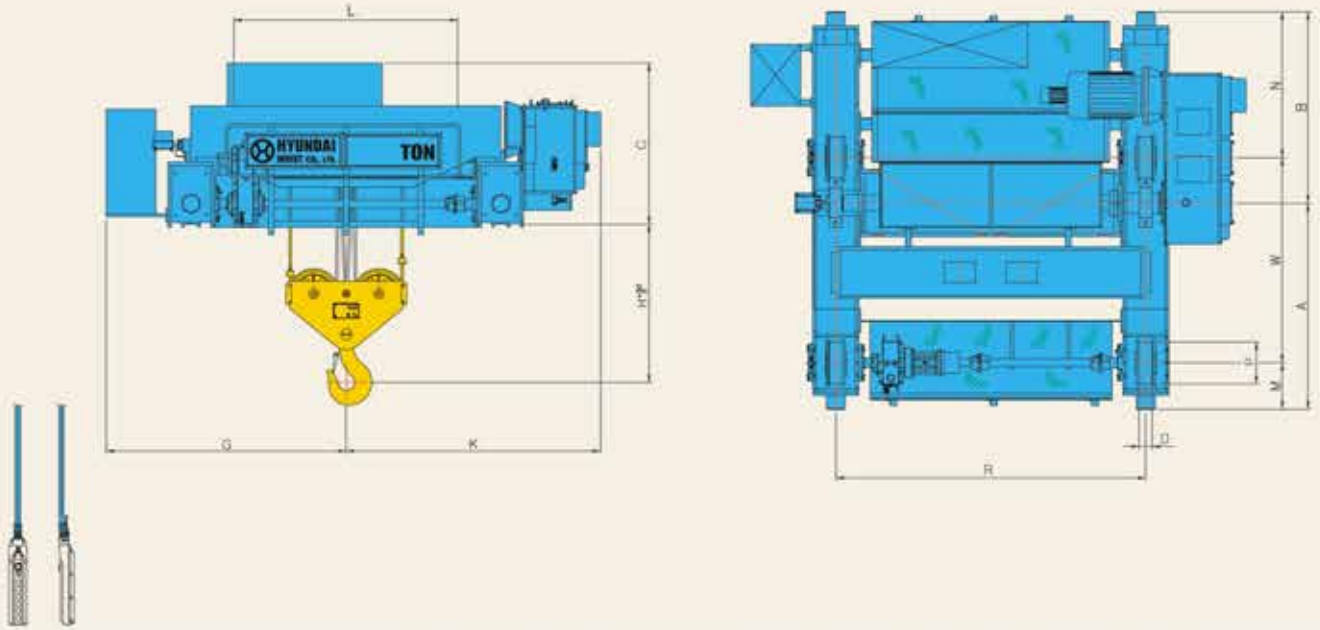
횡행 동작시에 보다 부드럽게 출발하여 운반시 흔들림이 덜하고 안정감이 있습니다.

SOFT MOTION IN TRAVERSING WITH INVERTER

Soft start & stop in cross travel with less rocking as well as improved stability.

HX TYPE

Hoist With Motor-Driven Trolley(HX)



Capacity (ton)			7.5	10	15	20	100	100	
Hoist	Lift Height(m)		50	50	24	24	12(18)	24	
	Hoisting Speed (m/min)	High Speed	50Hz	6.6	6.6	3.3	3.3	1.9	1.9
			60Hz	8	8	4	4	2.3	2.3
		Low Speed	50Hz	4.5	4.5	2.25	2.25	-	-
			60Hz	5.4	5.4	2.7	2.7	-	-
	Hoisting Motor (kW×P)			17×8	17×8	17×8	17×8	45×6	45×6
Wire Rope			11.5×12	11.5×12	11.5×12	11.5×12	-	-	
Construction			6×Fi(29)+WRC	6×Fi(29)+WRC	6×Fi(29)+WRC	6×Fi(29)+WRC	6×Fi(29)+WRC	6×Fi(29)+WRC	
Dia.(mm)×No. of ropes			12.5×4	14×4	12.5×8	14×8	26×12	26×12	
Brake			AC-DC Brake						
Traversing	Traversing Speed (m/min)	High Speed	50Hz	20	20	20	20	12.5	12.5
			60Hz	24	24	24	24	15	15
		Low Speed	50Hz	13.3	13.3	13.3	13.3	8.3	8.3
			60Hz	16	16	16	16	10	10
Traversing Motor (kW×P)			1.5×4	1.5×4	1.5×4	1.5×4	3.7×4	3.7×4	
			1.0×6	1.0×6	1.0×6	1.0×6	2.2×6	2.2×6	
Brake			DC magnet disc						
Dimension (approx.) (mm)	H		800	800	880	950	1797	1797	
	R		2200	2450	2200	2450	3000(3950)	4950	
	A		1011	1015	1011	1015	1975	1975	
	B		1022	1022	1022	1022	1447	1447	
	C		1575	1575	1575	1575	1575	1575	
	G		1806	2084	1961	2084	2269.5(2944)	3244.5	
	K		1702	1829	1702	1829	2470(2945)	3445	
	W		970	1000	970	1000	2000	2000	
	L		1810	2056	1810	2056	2204(3154)	4154	
	M(N)		191(872)	195(842)	191(872)	195(842)	415(1007)	415(1007)	
	P		160	200	160	200	400	400	
D		61	61	61	61	125	125		
Weight (approx.) (kg)		2500	2600	2600	2700	11000(12000)	13000		
Rail(kg/m)		15.22	15.22	22	22	73	73		

Note : 상기 이외 비표준 사양은 당사로 문의 바랍니다. Please contact us for the hoist other than above listed specification.



[Our accumulated Know-how offers customer satisfaction]

EXPLOSION PROOF TYPE HOIST

내압 방폭지역에서 안전하게 사용할 수 있습니다.

내압 방폭지역에서 안전하게 사용할 수 있는 방폭구조로 설계, 제작되어 있어 화학공장 및 가스취급 공장 등 폭발 위험이 있는 장소에서 안전한 운반작업으로 사용할 수 있는 제품입니다.

모든 기종에 적용할 수 있습니다.

방폭형 외이어 호이스트는 모노레일타입, 더블레일타입, 로우헤드타입, 크립타입 등 모든 기종에 적용할 수 있습니다.

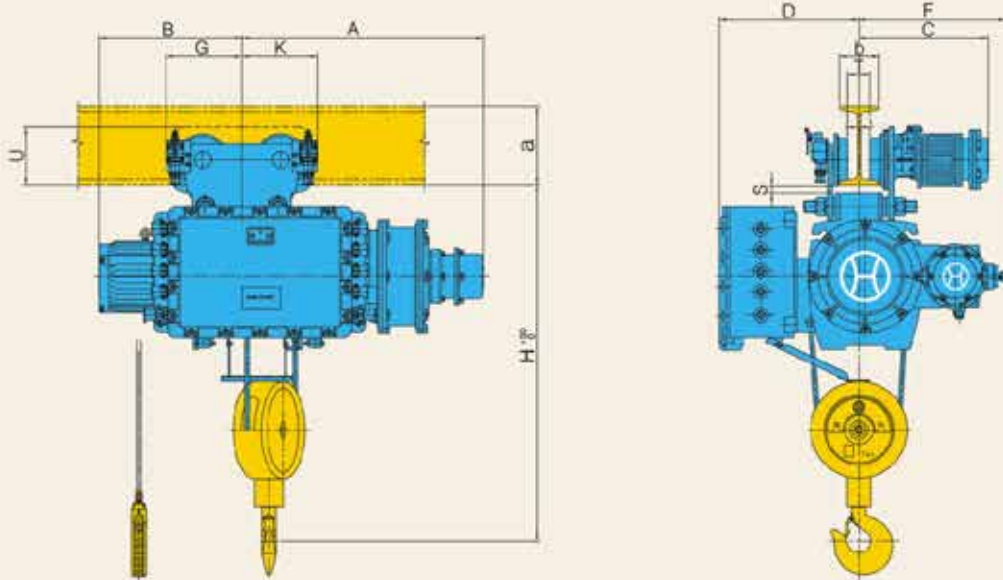
BEING USED AT FLAMMABLE ENCLOSURE AREA SAFELY

It is designed & produced as explosion proof structure that can be used at flammable enclosure area safely. So it is a hoist can be used for safe transport work at place which has any flammable danger like a chemical factory or gas treat work shop.

APPLYING OUR ALL HOIST TYPES

The explosion proof wire rope hoist can applied our all hoist types like mono rail type, double rail type, low head type, creep type & etc.

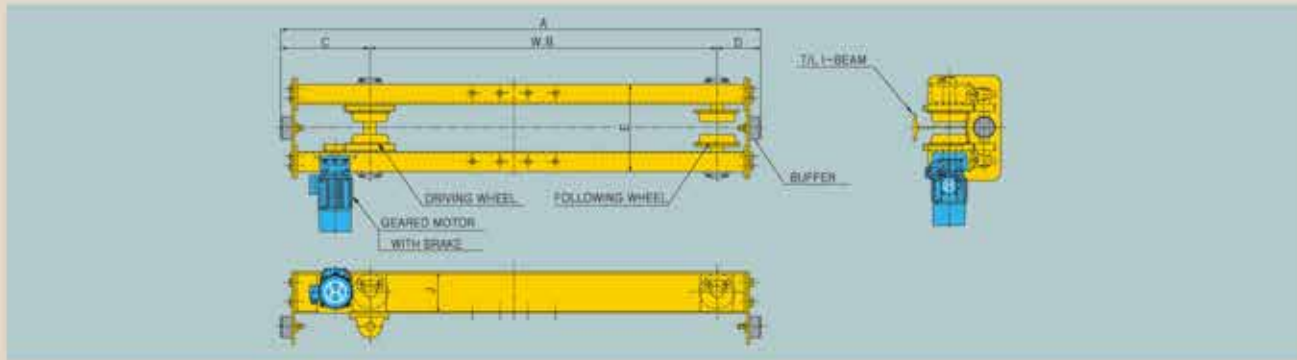
EXPLOSION PROOF TYPE Hoist With Motor-driven Trolley(HE)



		TON		1	2	3	5	7.5	10													
Hoist	LIFT			6(12)	6(12)	6(12)	6(12)	12	12													
	Hoisting Speed	High	50Hz	10	8.3	7.5	4.7	3.2	5													
			60Hz	12	10	9	5.6	3.8	6													
		Low	50Hz	6.7	5	3.8	3.5	2.4	3.8													
			60Hz	8	6	4.5	4.2	2.9	4.5													
	Hoisting Motor (Kw×P)	High	2.2×4		3.7×4		5.5×4		5.5×6													
Low		1.5×6		2.5×6		2.8×8		4.2×8														
Wire Rope	Construction	6×24		6×37		6×37		6×37														
	Dia.×No. of ropes	8×2		10×2		12.5×2		16×2														
Brake		DC magnet disc																				
Traversing	Traversing Speed (m/min)	High	50Hz	20	20	20	20	20	12.5													
			60Hz	24	24	24	24	24	15													
		Low	50Hz	13.3	13.3	13.3	13.3	13.3	8.3													
			60Hz	16	16	16	16	16	10													
	Traversing Motor (Kw×P)	High	0.75×4		0.75×4		0.75×4		0.75×4(2 Units)													
		Low	0.5×6		0.5×6		0.5×6		0.5×6(2 Units)													
Brake		DC magnet disc																				
Dimension (approx.) (mm)	H	900		1045		1200		1410														
	A	442(490)		525(675)		564(614)		632(682)														
	B	523(675)		517(567)		577(727)		586(736)														
	D	456		488		535		553														
	G	212		225		225		275														
	K	212		225		225		275														
	J	-		-		-		275														
I-Beam and spacing (mm)	a×b×t	C	S	F	T	U	C	S	F	T	U	C	S	F	T	U	C	S	F	T	U	
	200×100×7	420	35	572	48	144	452	32	582	46	170	500	32	582	46	170						
	250×125×7.5	420	33	584.5	73	146	452	30	584.5	71	172	500	30	584.5	71	172	535	40	588.5	60	216	
	300×150×10	420	27	597	98	152	452	24	607	96	178	500	24	607	96	178	535	34	612	85	222	620
	450×175×13	-	-	-	-	-	-	-	-	-	-	-	-	-	-	-	535	26	624.5	110	230	
	600×190×13	-	-	-	-	-	-	-	-	-	-	-	-	-	-	-	-	640	26	632.5	125	230
Min radius of curvature	1.5		1.8		1.8		2.3		For straight rails only													
Weight	268(283)		359(383)		470(503)		740(782)		1304		1670											

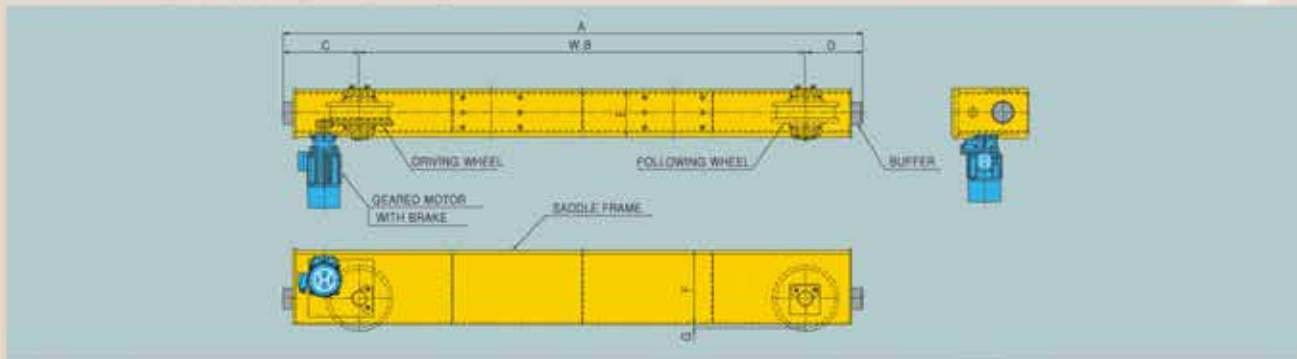
Note : 상기 이외의 비표준 사양은 당사로 문의 바랍니다. Please contact us for the hoist of other than above listed specification.

Suspension Type Saddle Unit



Wheel Dia	Travelling Speed (m/min)	Motor (kw × P)	A	W.B	C	D	E	J	Travelling I-beam(mm)	
φ 125	High	50(Hz) 18	0.75×4	1520	1000	340	180	320	150	I-200×100×7t
		60(Hz) 22		1770	1250			345		I-250×125×7.5t
	Low	50(Hz) 13	0.5×6	2020	1500			370		I-300×150×10t
		60(Hz) 16		2270	1750			370		I-400×150×10t
φ 160	High	50(Hz) 18	0.75×4	1620	1000	410	210	361	200	I-250×125×7.5t
		60(Hz) 22		1870	1250			386		I-300×150×10t
	Low	50(Hz) 13	0.5×6	2120	1500			386		I-400×150×10t
		60(Hz) 16		2370	1750			411		I-450×175×13t
φ 180	High	50(Hz) 20	1.5×4	1620	1000	410	210	395	250	I-250×125×7.5t
		60(Hz) 23		1870	1250			420		I-300×150×10t
	Low	50(Hz) 13	1×6	2120	1500			420		I-400×150×10t
		60(Hz) 15		2370	1750			445		I-450×175×13t

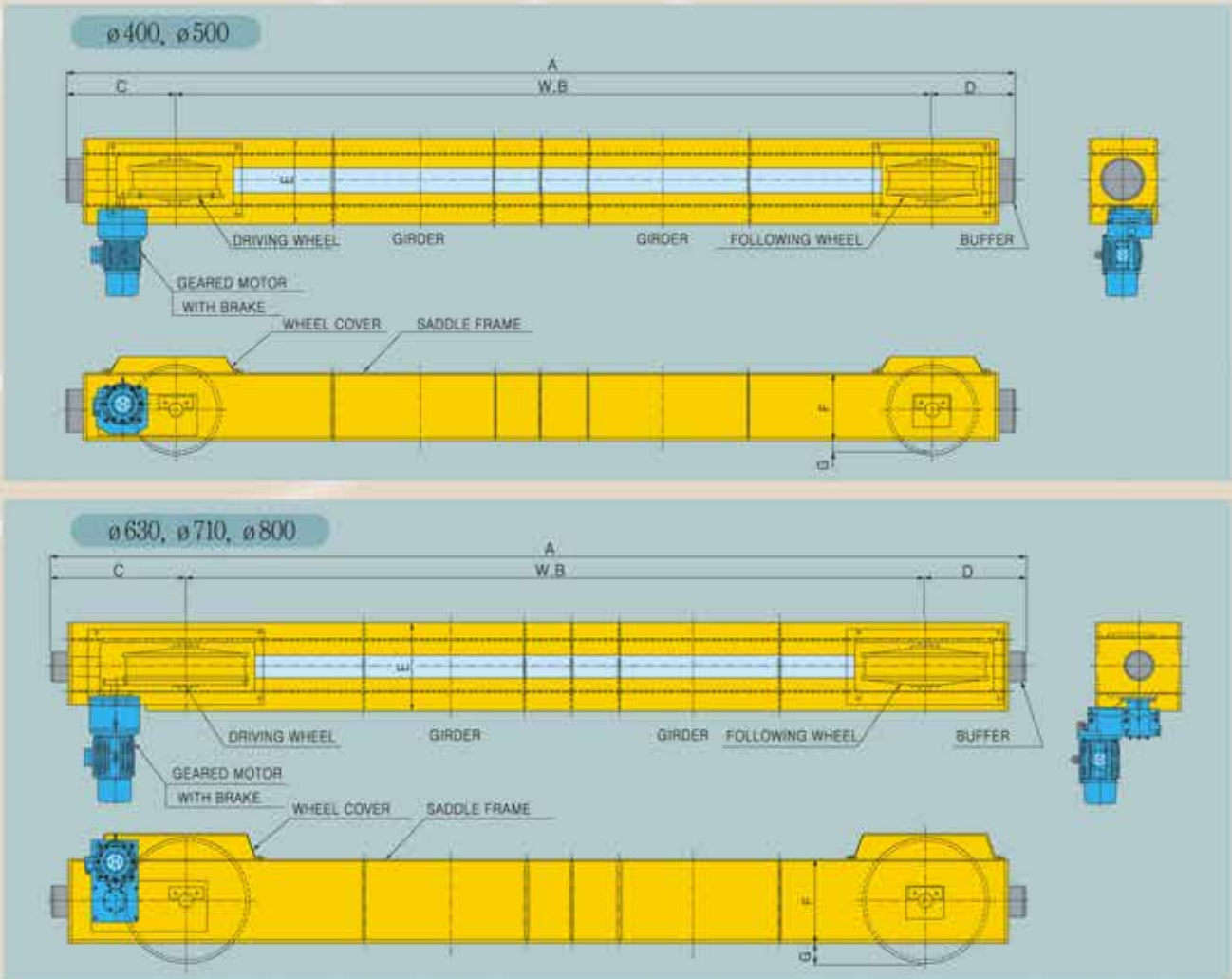
Over Head Type Saddle Unit



Wheel Dia	Travelling Speed (m/min)	Motor (kw × P)	Rail(kg/m)	A	W.B	C	D	E	F	G	
φ 160	High	50(Hz) 20	0.75×4	15, 22	2060	1500	360	200	210	240	20
		60(Hz) 24			2560	2000					
	Low	50(Hz) 13	0.5×6		3060	2500					
		60(Hz) 16			3560	3000					
φ 200	High	50(Hz) 20	0.75×4	15, 22	2120	1500	360	260	210	300	20
		60(Hz) 24			2620	2000					
	Low	50(Hz) 13	0.5×6		3120	2500					
		60(Hz) 16			3620	3000					
φ 250	High	50(Hz) 25	0.75×4	22, 30	2170	1500	390	280	210	350	20
		60(Hz) 30			2670	2000					
	Low	50(Hz) 17	0.5×6		3170	2500					
		60(Hz) 20			3670	3000					
φ 315	High	50(Hz) 25	1.5×4	22, 30	2220	1500	410	310	260	400	20
		60(Hz) 30			2720	2000					
	Low	50(Hz) 17	1×6		3220	2500					
		60(Hz) 20			3720	3000					

Note : 상기 이외 비표준 사양은 당사 문 의 바랍니다. Please contact us if you require further information.

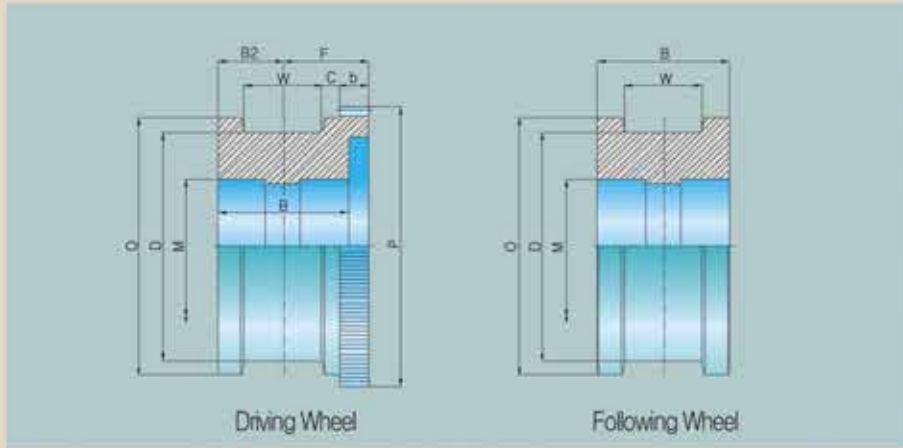
Over Head Type Saddle Unit



Wheel Dia	Travelling Speed (m/min)	Motor (kw×P)	Rail (kg/m)	A	W.B	C	D	E	F	G	
φ 400	High	50(Hz) 25	2.2×4	30, 37	4050	3000	600	450	464 / 488	350 / 400	50
		60(Hz) 30			4550	3500					
	Low	50(Hz) 17	1.5×6		5050	4000					
		60(Hz) 20			5550	4500					
φ 500	High	50(Hz) 25	2.2×4	30, 37	5150	4000	650	500	510 / 509	400 / 450	75
		60(Hz) 30			5650	4500					
	Low	50(Hz) 17	1.5×6		6150	5000					
		60(Hz) 20			6650	5500					
φ 630	High	50(Hz) 25	3.7×4	30, 37	5200	4000	700	500	535 / 534	450 / 500	90 / 65
		60(Hz) 30			5700	4500					
	Low	50(Hz) 17	2.2×6		6200	5000					
		60(Hz) 20			6700	5500					
φ 710	High	50(Hz) 25	3.7×4	30, 37	5400	4000	800	600	555 / 554	450 / 500	130 / 105
		60(Hz) 30			5900	4500					
	Low	50(Hz) 17	2.2×6		6400	5000					
		60(Hz) 20			6900	5500					
φ 800	High	50(Hz) 25	3.7×4	30, 37	5500	4000	850	650	584	500	150
		60(Hz) 30			6000	4500					
	Low	50(Hz) 17	2.2×6		6500	5000					
		60(Hz) 20			7000	5500					

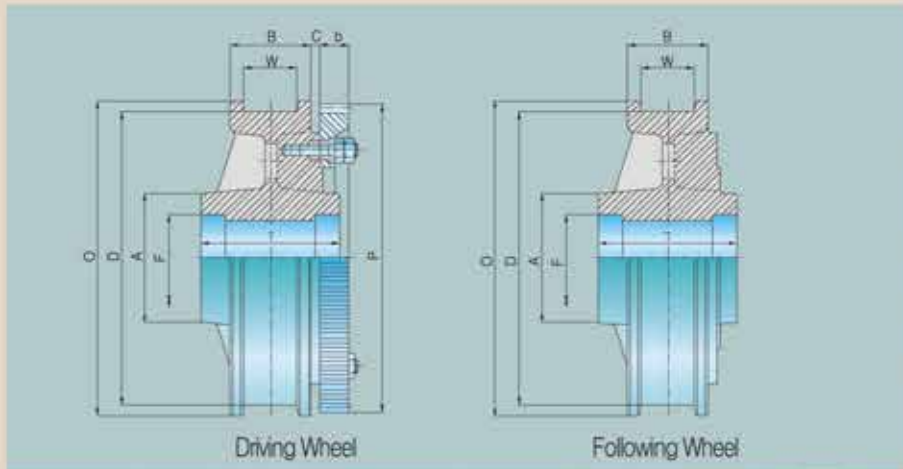
Note : 상기 이외의 비표준 사양은 당사로 문의 바랍니다. Please contact us if you require further information.

Over Head Type Wheel Unit



Gear Specification		
Wheel Dia	Module	Teeth Number
φ 160	4	48
φ 200	4	58
φ 250	5	57
φ 315	5	70

Wheel Dia	Material	W	B	b	O	C	F	P	L	M	Bearing	Rail(kg/m)
φ 160	S45C	63	110	25	φ 190	8.5	65	φ 200	240	φ 110	6310ZZ	15
		72				4						22
φ 200	S45C	63	110	25	φ 230	8.5	65	φ 240	300	φ 120	6311ZZ	15
		72				4						22
φ 250	S45C	63	110	25	φ 280	8.5	65	φ 295	350	φ 130	6312ZZ	15
		72				4						22
φ 315	SCM4	63	140	30	φ 355	10.5	72	φ 360	400	φ 120	22213	15
		72				6						22



Gear Specification		
Wheel Dia	Module	Teeth Number
φ 400	6	70
φ 500	6	86
φ 630	8	83
φ 710	10	71
φ 800	10	80

Wheel Dia	Material	W	B	b	O	F	A	P	T	C	Bearing	Rail(kg/m)
φ 400	SCMn2A	85	130	50	φ 440	φ 130	φ 190	φ 432	220	16	22215	30, 37
φ 500	SCMn2A	90	135	50	φ 540	φ 150	φ 220	φ 528	234	16	22217	30, 37
φ 630	SCMn2A	90	135	60	φ 670	φ 180	φ 250	φ 680	260	16	22220	30, 37
φ 710	SCMn2A	90	135	60	φ 740	φ 200	φ 270	φ 730	280	16	22222	30, 37
φ 800	SCMn2A	90	140	70	φ 840	φ 215	φ 310	φ 820	300	20	22224	30, 37

Note : 상기 이외 비표준 사양은 당사로 문의 바랍니다. Please contact us if you require further information.

GEARED MOTOR

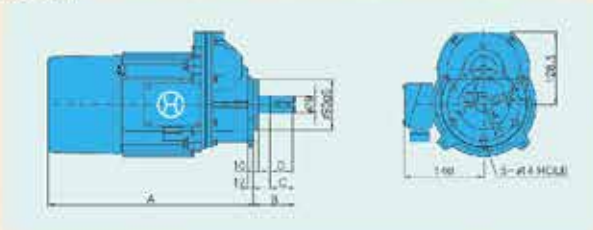
MOTOR

- 특수형상 슬롯방식의 고효율
- 고정밀 빌런상의 저진동 저소음
- 긴 수명 및 신뢰도 증대
- 전동기 정격 토크를 제동할 수 있는 브레이크

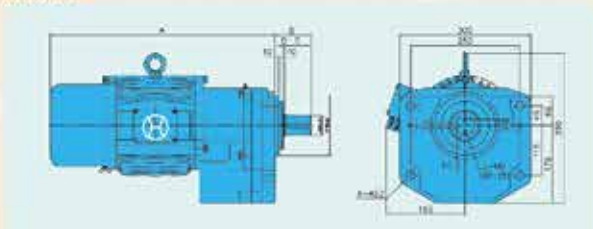
MOTOR

- High efficiency with special-type slot-method
- Low vibration and noise with super-precision balancing
- Prolonged life-cycle and high credibility
- Braking of standard rotation power

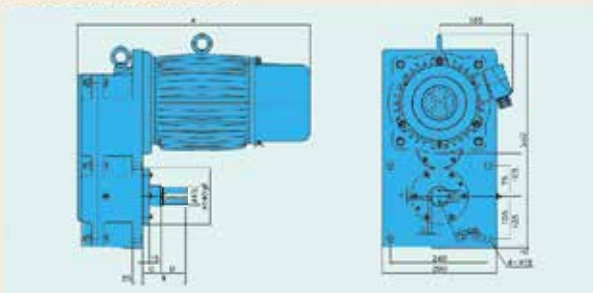
Model-A



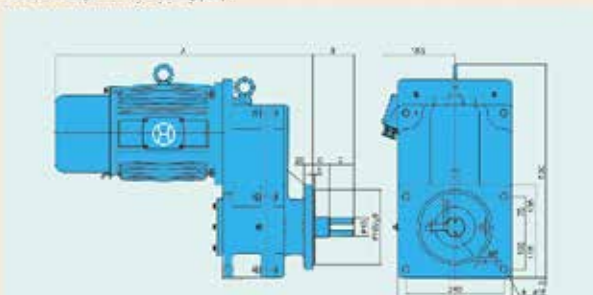
Model-B



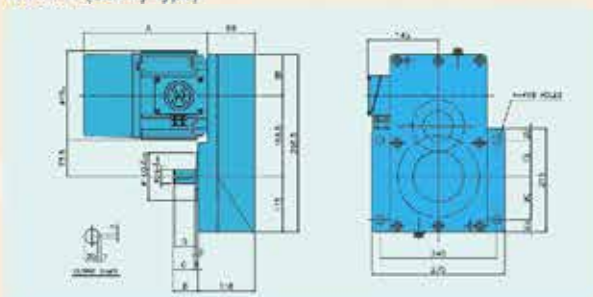
Model-C (Gantry type)



Model-D (Over head type)



Model-E (Gantry type)



REDUCER

- 기계 구조용 탄소강과 크롬몰리브덴강의 우수한 소재 사용
- 항복, 인장, 충격치에 대한 소입, 소려 강화
- 최신 설비에 의한 정밀 가공 및 고품질의 균일 생산

REDUCER

- Superior materials of carbon steel for machine structural and chromium molybenum steel used
- Shock-absorbent is increased for yield, tensile and shocks
- Precise procession and uniform, high-quality production with advanced facilities

Model-A

Dimensions	Cap.	0.5kW/6P 0.75kW/4P	1kW/6P 1.5kW/4P
A		253(361)	288(396)
B		74	74
C		44	44
D		40	40
Reduction Ratio		1/16(L), 1/11.8(M), 1/8.4(H)	

() Size in Brake

Pole change motor Model-A

Dimensions	Cap.	0.8/0.4kW 74/6P	1.5/0.75kW 74/8P
A		288(396)	318(427)
B		74	74
C		44	44
D		40	40
Reduction Ratio		1/16(L), 1/11.8(M), 1/8.4(H)	
Pole change motor rpm		4/8P, 1680/820rpm	

() Size in Brake

Model-B

Dimensions	Cap.	1.5kW/6p, 2.2kW/4P
A		513
B		84
C		59
D		5
Reduction Ratio		1/20.26

() Size in Brake

Model-C

Dimensions	Cap.	2.2kW/6p, 3.7kW/4P
A		630
B		101
C		41
D		80
Reduction Ratio		1/22

() Size in Brake

Model-D (Gantry type)

Dimensions	Cap.	2.2kW/6p, 3.7kW/4P
A		570
B		105
C		45
D		80
Reduction Ratio		1/22

() Size in Brake

GEARED MOTOR SPECIFICATION

BRAKE	DC MAGNET DISC BRAKE
POWER SOURCE	AC 220V 60Hz AC 380V 60Hz AC 440V 60Hz

() Size in Brake

Model-E (Gantry type)

SPECIFICATION OF GEARED MOTOR

Dimensions	Cap.	0.75kW-4P 0.5kW-6P	1.5kW-4P 1.0kW-6P
A		256	291
B		51	51
C		44	44
D		40	40
Reduction Ratio		1/12.4 (L), 1/16.06 (M), 1/22 (H)	

() Size in Brake

MODEL CLASSIFICATION OF HOIST

호이스트 모델 분류법

HOIST 주문시 아래 □칸을 채워주십시오. Please fill it out when you inquire our hoist.



A) **H** : HYUNDAI HOIST

B) **1** : HOIST 종류 / HOIST TYPE

N : ORDINARY TYPE M : ORDINARY TYPE + CREEP
 D : DOUBLE-RAIL TYPE C : DOUBLE-RAIL TYPE + CREEP
 L : LOW-HEAD TYPE R : LOW-HEAD TYPE + CREEP
 S : DOUBLE SPECIAL TYPE T : DOUBLE SPECIAL TYPE + CREEP
 P : MAIN WITH AUX(천차) TYPE Q : MAIN WITH AUX(천차) TYPE + CREEP

C) **2 3 4** : 용량 / MAIN HOIST CAPACITY

001 : 1T 025 : 25T
 002 : 2T 030 : 30T
 028 : 2.8T 035 : 35T
 003 : 3T 040 : 40T
 005 : 5T 050 : 50T
 007 : 7.5T 060 : 60T
 010 : 10T 070 : 70T
 015 : 15T 080 : 80T
 020 : 20T 100 : 100T

D) **5** : 권상속도 / HOISTING SPEED

H : HIGH SPEED
 L : LOW SPEED
 P : POLE CHANGE SPEED(DUAL SPEED)
 Z : 비표준 SPEED / NON-STANDARD SPEED

E) **6 7** : 양정 / HOIST LIFT

F) **8** : 횡행 구동방법 / TROLLEY TYPE

M : MOTOR DRIVEN TROLLEY
 G : GEARED TROLLEY
 P : HAND PUSH TROLLEY

G) **9** : 횡행 속도 / TROLLEY SPEED

H : HIGH SPEED
 L : LOW SPEED
 P : POLE CHANGE SPEED(DUAL SPEED)
 Z : 비표준 SPEED / NON-STANDARD SPEED

H) **10** : 주전원 / MAIN POWER VOLTAGE

1 : 220V 50Hz 2 : 220V 60Hz 3 : 380V 60Hz
 4 : 440V 60Hz 5 : 460V 60Hz 6 : 480V 60Hz
 7 : 380V 50Hz 8 : 415V 50Hz 9 : 460V 50Hz
 0 : 480V 50Hz A : 440V 50Hz B : 575V 60Hz
 C : 400V 50Hz D : 200V 50Hz

I) **11** : 조작전원 / CONTROL VOLTAGE

A : AC 220V F : DC 48V
 B : AC 110V G : DC 24V
 C : AC 48V H : DC 12V
 D : AC 24V I : 특수사양 / Special option
 E : AC 12V

J) **12** : HOIST 사용지역 / APPLICATION SITE

N : 보통지역 / NORMAL SITE
 W : 방수지역 / WATER-PROOFING SITE
 A : 내산지역 / ACID RESISTANCE SITE

K) **13** : PUSH-BUTTON POINT수 / POINT NUMBER OF PUSH-BUTTON

3 : 3P A : 10P
 5 : 5P B : 12P
 7 : 7P Z : 비표준 / NON STANDARD SPECIAL OPTION

L) **14** : MOTOR 절연계급 / Insulation Class

기호 / Code	절연종류 / Insulation group	허용최고온도(°C) / Max. Operating temperature (°C)
Y	Y종	90
A	A종	105
E	E종	120
B	B종	130
F	F종	155
H	H종	180
C	C종	180초과 / Over 180

M) **15** : 과부하 방지장치 / SAFETY DEVICE

L : LOAD LIMIER (DIGITAL TYPE)
 C : LOAD CELL

특기사항 / SPECIAL OPTION

Note : COLOR 사양은 당사 표준사양임.



Let's make **our dream and vision**
come true with **customers!**





Technologic Evaluated Prominent Venture Company

“으뜸이” 상품이란?

우리나라 최고의 으뜸상품을 발굴하여 유일하게 한국표준협회가 인정하는 제품

“TOP” COMMODITY?

Qualifying product by Korea Standard Association developed to be Millennium Frontier Product as “TOP” Commodity in Korea

HYUNDAI HOIST

(주)현대호이스트

본사

충청남도 당진시 송악읍 부곡공단4길 27-43
TEL : 041)359-7777(대) FAX : 041)359-7773,7770

영남영업본부

경상남도 김해시 번화1로 79번길 2 센타빌딩 804호
TEL : 055)329-3140~1 FAX : 055)329-3142

인천지점

인천광역시 연수구 송도동 7-27 산업기술연구집적센터 4층 404호
TEL : 032)818-1805(대) FAX : 032)818-1807

Head office

27-43, Bugokgongdan 4-gil, Songak-eup, Dangjin-si,
Chungnam, Korea
TEL : 82-41-359-7703(Dir),359-7777(Rap)
FAX : 82-41-359-7773

Yeongnam office

Center B/D 804, 2 Beonhwa 1-ro 79beon-gil, Gimhae-si,
Gyeongnam, Korea
Tel : 82-55-329-3140~1
Fax : 82-55-329-3142

Incheon office

404-4 RndCenter 7-27 Songdodong, Yeonsu-gu,
Incheon city, Korea
TEL : 82-32-818-1805
FAX : 82-32-818-1807

E-mail: hoisthd@chol.com(국내용)
hdhoist@chol.com(international)
Website: www.hdhoist.com